

**Adaptive Re-Use Potentials of Post Office Buildings  
as Examples of British Colonial Heritage in Nigeria  
and North Cyprus**

**Dan Ndataidi Kolo**

Submitted to the  
Institute of Graduate Studies and Research  
in partial fulfilment of the requirement for the Degree of

Master of Science  
in  
Interior Architecture

Eastern Mediterranean University  
March 2015  
Gazimağusa, North Cyprus

Approval of the Institute of Graduate Studies and Research

---

Prof. Dr. Serhan iftioglu  
Acting Director

I certify that this thesis satisfies the requirements as a thesis for the degree of Master of Science in Interior Architecture.

---

Prof. Dr. Uęur Daęli  
Chair, Department of Interior Architecture

We certify that we have read this thesis and that in our opinion it is fully adequate in scope and quality as a thesis for the degree of Master of Science in Interior Architecture.

---

Assoc. Prof. Dr. Kaęan Gne  
Supervisor

---

Examining Committee

1. Prof. Dr. Őebnem nal HoŐkara

2. Assoc. Prof. Dr. Kaęan Gne

3. Dr. Hacer BaŐarır

## **ABSTRACT**

Adaptive Reuse is known to be one of the techniques used in conservation of historic buildings. Adaptive Reuse of historic buildings becomes more important as society develops. Architectural heritage refers to buildings which are inherited from past generations. There are tendencies that older historic buildings would be abandoned and deemed inappropriate to be used, this however leads to the demolition, construction of new buildings or adapting the old buildings to new functions. This makes it necessary for the British Colonial buildings to be conserved. The interior components within these buildings should be preserved within the new use. British Colonial buildings in Nigeria and North Cyprus are edifice from the past, coming from the Period of Colonial rule in both countries. These buildings hold characters of historic times, 1900-1960 for Nigeria and 1878-1960 for Cyprus with historic architectural styles, therefore sustaining and reusing them for new purposes is advisable in order to retain history. Thesis covers the historical background to Adaptive Reuse, from the inception of preservation of historic buildings. The main purpose of preserving these heritage buildings is to help prolong their architectural, historic and aesthetic characters. Beside of these, it is mentioned the importance of this heritage building, their potentials, the best way to conserve and Adaptive Reuse potentials of these periods building. The first chapter contains a general introduction about the thesis; chapter two includes theoretical background of historic building conservation; chapter three includes British Colonial Period in the World and selected countries; chapter four features case study analysis; chapter five includes case study findings and discussions. And chapter six includes conclusions and recommendations. Last parts of the study, references are given.

**Keywords:** Colonial Buildings, Heritage, Adaptive Re-use, Nigeria, North Cyprus,  
Indoor Space

## ÖZ

Tarihi değere sahip binaların korunmasında ve yaşatılmasında bilinen yaklaşımlardan biri de ‘yeniden işlevlendirme’dir. Tarihi binaları işlevlendirerek yeniden kullanabilmek toplum belleği için çok önemlidir. Eski, tarihi binalar işlev eskimesinden dolayı kullanılmıyor ve kullanıma uygunsuz olarak varlık gösteriyorlar. Bu durum onların yıkılmaya terk edilmesi ve yeni binalar yapılması sonucunu doğurabilir; bu durumun olmaması için yeniden işlevlendirerek yaşama kazandırılması hiç kuşkusuz en doğru yaklaşımdır. Bu yaklaşım, İngiliz Sömürge dönemi yapıları için de uygulanmalıdır. Bu döneme ait yapıların mimari miras olarak kabul edilip, korunması ve yaşatılması yeniden işlevlendirilerek yapılmalıdır. İngiliz Sömürge dönemi yaşamış Nijerya ve Kıbrıs’ta sömürge dönemi yapıları vardır ve o dönemin tanıklarındırlar. Mimari miras olarak kabul edilen bu yapılar, 1900 – 1960 yılları arasında Nijerya’da ve 1878 – 1960 yılları arasında Kıbrıs’ın Kuzey’inde sömürge döneminde inşa edilmiş, tarihi, dönemin karakteristik özelliklerini taşıyan, tarzları (stilleri) olan ve bahsedilen her iki ülkeyi de yeniden yapılandırma amacı ile inşa edilmişlerdir. Tarihe tanıklık etmiş bu yapıların korunması gerekir. Bu binaların önemlerini vurgulamak, varlıklarının değerini söylemek, potansiyellerini ortaya koymak, nasıl korunacaklarının altını çizmek çalışmanın temel amacıdır. Bu amaçla, birinci bölüm olan genel giriş bölümünde, çalışmanın neleri içerdiği, sınırları, amacı, yöntemi, strüktürü açıklanmaktadır. İkinci bölüm, tarihi değeri olan söz konusu yapıların altyapısı ve korumaya yönelik teorik bilgiler sunulmaktadır. Üçüncü bölüm, dünyadaki İngiliz Sömürge dönemi ve seçilen ülkelerdeki durum irdelenmektedir. Dördüncü bölüm, vaka çalışması analizleri yapılmaktadır. Beşinci bölüm ise, çalışmanın bulguları ortaya konarak tartışmalar yapıp altıncı bölümle de çalışma

tavsiyeleri de içeren sonuç bölümü ile noktalandırılmıştır. Çalışmanın son bölümünde referanslar verilmiştir.

**Anahtar Kelimeler:** Koloni Dönemi yapıları, miras, yeniden işlevlendirme, Njerya, Kuzey Kıbrıs, İç Mekan.

This thesis work is dedicated to God Almighty, to my parents Mr. Isaac N. Kolo,  
Mrs. Victoria N. Kolo and my brothers Hezekiah N. Kolo, Felix N. Kolo and Daniel  
N. Kolo.

## **AKNOWLEDGEMENT**

I would like to say a big thank you to my Supervisor Assoc. Prof. Dr. Kağan Günçe for all his efforts, contributions and advices towards the success of this work. I sincerely appreciate him for having enough time for me and my work despite his numerous commitments. I also want to say thanks to Prof. Dr. Şebnem Önal Hoşkara and Dr. Hacer Başarır for their valuable comments and guidance on this study. Thanks to Prof. Dr. Uğur Dağlı my Departmental Chair, I really appreciate the assistance in providing an introduction letter for me. I must say it really eased my work on the case study buildings visited. I am also grateful to my Parents Mr. & Mrs. Isaac N. Kolo for your support and encouragement throughout my stay away from home. Lastly to my friends in North Cyprus, thanks for being there for me you guys made it worthwhile.



# TABLE OF CONTENTS

ABSTRACT .....	iii
DEDICATION .....	vi
AKNOWLEDGEMENT .....	viii
LIST OF TABLES .....	xiii
LIST OF FIGURES .....	xiv
1 INTRODUCTION .....	1
1.1 Problem Statement .....	4
1.2 Aim of Research .....	5
1.3 Limitations.....	5
1.4 Methodology of Research .....	6
1.5 Structure of the Thesis.....	7
2 THEORETICAL BACKGROUND OF HISTORIC BUILDING CONSERVATION.....	8
2.1 Contemporary Architectural Conservation Concepts.....	9
2.1.1 The Need for Conserving Architectural Heritage.....	10
2.1.2 How to Save Architectural Heritage .....	11
2.2 Adaptive Reuse of Historic Buildings .....	12
2.2.1 Adaptive Reuse of Historic Buildings: Background History.....	14
2.2.2 Benefits Gained From Adaptive Reuse of Historic Buildings.....	20
2.3 Organisations that Work towards Conservation of Heritage Buildings .....	22
2.3.1 UNESCO .....	23
2.3.2 ICOMOS .....	24
2.3.3 ICCROM.....	24



3.3.5 Classification of building types in British Colonial Period of North Cyprus .....	74
3.4 Government approaches towards heritage buildings in Nigeria and North Cyprus .....	79
3.5 Conservation of heritage in Nigeria and North Cyprus.....	82
3.6 Chapter Conclusion .....	83
4 CASE STUDY ANALYSIS .....	86
4.1 Analysis, Methods and techniques .....	87
4.1.2 Colonial Post Office Mapo Ibadan Nigeria .....	88
4.1.3 Colonial Post Office Building Nicosia North Cyprus .....	97
4.5 Chapter Conclusion .....	113
5 CASE STUDY FINDINGS AND DISCUSSIONS .....	116
5.1 New Potential Uses for Selected Historic British Colonial.....	117
5.1.1 New potential use for Colonial Post Office Building Mapo Ibadan Nigeria .....	118
5.1.2 New potential use for Colonial Post Office building Nicosia North Cyprus .....	119
5.2 Fixtures to be preserved and displayed after re-functioning of building.....	121
5.2.1 Fixtures to be preserved in Colonial Post Office building Mapo Ibadan Nigeria .....	121
5.2.2 Fixtures to be preserved in Colonial Post Office building Nicosia North Cyprus.....	123
5.3 Findings on analysis of case buildings .....	126
6 CONCLUSION .....	129
6.1 Recommendations for Future Research .....	133

REFERENCES.....	134
BIBLIOGRAPHY .....	146

## LIST OF TABLES

Table 2.1: Showing the summary of the Chapter.....	34
Table 3.1: Summary of Nigeria’s History.....	44
Table 3.2: Summary of architecture in Nigeria before the British Colonial Period...53	
Table 3.3: Summary of Cyprus History.....	66
Table3.4: Summary of British Colonial Period in Nigeria and North Cyprus.....	84
Table 3.5: Showing a Brief summary of the Chapter.....	85
Table 4.1: Analysis of drawings and photos from Post Office building Nigeria.....	96
Table 4.2: Analysis of drawings and photos from Post Office building Nicosia North Cyprus.....	109
Table 4.3: Analysis of drawings and photos from Post Office building Nicosia North Cyprus.....	110
Table 4.4: Analysis of drawings and photos from Post Office building Nicosia North Cyprus.....	111
Table 4.5: Analysis of drawings and photos from Post Office building Nicosia North Cyprus.....	112
Table 4.6:Showing the Comparison between Colonial Post Office Buildings in Both Countries.....	114
Table 5.1:Fixtures to be preserved in Colonial Post Office Mapo Ibadan Nigeria...122	
Table 5.2:Fixtures to be preserved in Colonial Post Office Nicosia North Cyprus..124	

## LIST OF FIGURES

Figure 2.1: Adaptive Reuse chart.....	19
Figure 3.1: Map showing the location of Nigeria in Africa.....	45
Figure 3.2: The Nigerian Map showing major ethnic groups.....	46
Figure 3.3: Picture showing the traditional architecture of Igbo's.....	47
Figure 3.4: Photo from interior of Igbo traditional house.....	47
Figure 3.5: Picture showing the Elaborate Mbari decorations in traditional Igbo architecture.....	47
Figure 3.6: Picture showing the interior of a typical traditional Yoruba house.....	49
Figure 3.7: Compound house types of the Yoruba tribe in Nigeria.....	50
Figure 3.8: Picture showing traditional Hausa interior.....	51
Figure 3.9: Picture showing elaborate decorations on mud walls in Northern Nigeria.....	51
Figure 3.10: Compound layout of traditional Hausa architecture.....	52
Figure 3.11: Colonial Museum Building at Badagry Lagos Nigeria.....	55
Figure 3.12: Old Colonial High Court Building Race Lagos Island.....	56
Figure 3.13: Agodi Post Office Ibadan Nigeria.....	57
Figure 3.14: Colonial Hall Mapo Ibadan Nigeria.....	58
Figure3.15: Government House Building, Enugu Nigeria.....	59
Figure 3.16: Approach and interior of Jakeal House at Lagos Nigeria.....	59
Figure3.17: Colonial Residential Building at Calabar Nigeria.....	60
Figure 3.18: Rumfa College Kano, Nigeria.....	61
Figure 3.19: Cms Church Lagos Nigeria.....	61
Figure 3.20: Map of the Eastern Mediterranean showing the position of Cyprus.....	67

Figure 3.21: The unique Traditional arcaded house of North Cyprus.....	69
Figure 3.22: View from the interior of a traditional North Cyprus house.....	69
Figure 3.23: The most common forms of traditional North Cyprus dwellings.....	70
Figure 3.24: Colonial Law Court and Office building Nicosia, North Cyprus.....	74
Figure 3.25: Photograph showing the Colonial Columns, Wooden Windows and ceiling from Colonial Period.....	75
Figure 3.26: Restored colonial railway building in Cyprus.....	76
Figure 3.27: The old Limassol Colonial Hospital built in 1922.....	76
Figure 3.28: British high Commissioners residence Nicosia, built 1933.....	77
Figure 3.29: Presidential Colonial Palace with royal crest.....	77
Figure 3.30: Latomia Caroes house, Kyrenia built in 1933.....	78
Figure 3.31: English Colonial School 1939.....	78
Figure 4.1: Photograph showing the approach view of Colonial Post Office Mapo Nigeria .....	88
Figure 4.2: Ground floor plan to Colonial Post Office Mapo Nigeria.....	89
Figure 4.3: Location of Colonial Post Office building Mapo showing other surrounding Colonial and symbolic historic heritage buildings .....	92
Figure 4.4: Location of Colonial Post Office building Mapo Ibadan on map.....	92
Figure 4.5: Photograph showing the approach view of Colonial Post Office building Nicosia, North Cyprus.....	97
Figure 4.6: Plans and Legends to Colonial Post Office building Nicosia North Cyprus .....	98
Figure 4.7: Photograph showing street scape views from outside the Colonial Post Office Nicosia North Cyprus.....	99

Figure 4.8: Colonial era photograph showing views from outside the Colonial Post Office Nicosia North Cyprus during the British Colonial period.....99

Figure 4.9: Showing the Photo of the Nicosia Post Office before and after renovation.....101

Figure 4.10: Location of Colonial Post Office building Nicosia, North Cyprus (Google Earth, 2015).....104

Figure 4.11: Location of Colonial Post Office building on map of Cyprus.....104

Figure 4.12: showing the location of the Colonial Post Office in the Walled City of Nicosia North Cyprus.....105

Figure 4.13: showing the roundabout leading to the Colonial Post Office building105

Figure 4.14: Photos from the street showing the direction towards the Post Office building with other surrounding historic heritage buildings.....105



# Chapter 1

## INTRODUCTION

“An historic building is one that gives us a sense of wander and makes us want to know more about the people and culture that produced it. It has architectural, aesthetic, historic, documentary, archaeological, economic, social, political and spiritual or symbolic values; but the first impact is always emotional, for it is a symbol of our cultural identity and continuity, part of heritage” (Feilden, 1982, p. 1).

Historic buildings from the past preserve and retain the history and culture of a country. The conservation of these buildings could however be relatively expensive and risky, therefore it is mostly carried out by the government in different countries (Chung, 2012). The interior components which are worthy of preservation within these historic buildings include the historic building plans, architectural features with different finishes and materials which make up floors, walls and ceilings of these buildings (Jandi, 1988). These historic buildings are owned by the government and are thus public buildings which makes it a necessity for the interest of the members of the public who make use of the buildings to be considered when preserving these buildings, the government is responsible by law to maintain the assets of its society in a way which is sustainable to pass onto the future generations (Cornejos et al.,2011). The preservation of historic buildings in the past was focused on renovating the building’s exterior, but in recent times, the modern heritage building conservation policy makes use of Adaptive Reuse concept, which makes government

allocate new suitable use to these buildings after renovating them. This helps to put the buildings in suitable use and expanding their social function (Bullen et al., 2006). Historic areas retain their own character when their values from history are preserved. Reusing of existing historic patterns help prevent the loss of historic values, therefore giving them new use and prolonging historic value. The old building structures would be maintained and there will also be a rediscovery of history. Structures which have become obsolete and have lost their functions are proper for this approach, making them suitable and adapted to the changing needs of the inhabitants (Allman et al., 2005). New uses should be allocated to historic buildings which do not serve the functions they were originally designed for as a result of social, physical, economic, functional obsolescence. This process help reduce the effects on our built environment thus providing a sustainable built environment. However, conserving these historic heritage buildings requires knowledge of historic building techniques. Charters have been developed over the years by organisations which deal with conservation of historic buildings in the World to help achieve this aim (Yildirim, 2012). Colonial buildings in Nigeria and North Cyprus are buildings which were built during the era of the British Colonial masters in both countries prior to their independence. Encounter with these buildings makes one remember the pre independence period of these countries. These historic Colonial buildings serve as communities past which is considered valuable and desirable to be passed on to the future generations. The buildings have been in existence for a long period of time, 1900-1960 in the case of Nigeria, and 1878-1960 in the case of North Cyprus. Therefore most of them are in a state of disrepair presently, In most cases when buildings are old, demolition is usually a common

practice and immediate step of action. But in the case of historic heritage buildings as Colonial buildings, demolition is not suitable (Allman et al., 2005).

Adaptive Reuse is the process of re-using an old building for an entirely new different purpose other than that which the building was made for originally. Adaptive Reuse has been applied successfully in different kinds of historic heritage facilities as government buildings and industrial buildings. The Adaptive Reuse of historic buildings however has been linked to being an approach of government policy in achieving sustainable development in most countries of the World as Australia, United States, Canada, Hong Kong (Conejos et al., 2011). We find ourselves living in a fast growing society, surrounded by modern Cities, and as a result abandoned historic structures which have been left behind due to this urban sprawl need to be revitalized through a new means of creative reuse of these existing infrastructures (Allman et al., 2005). In the United States, historic building preservation has gotten a major success as a result of Adaptive Reuse, Train stations have become restaurants in their new life, old factories are now seen to be used as luxury apartments, hotels are modeled out from old grain silos. All of these are usually done with minimal changes to both the exterior and interior of the Architectural composition of these historic structures (Widell, 1996).

The British Colonial Periods in Nigeria and North Cyprus will be analyzed and discussed. The architectural products in both countries during this period would also be highlighted. The term Adaptive Reuse would be discussed extensively, looking at the criteria for Adaptive Reuse, its advantages, economic considerations and other important issues relating to Adaptive Reuse. Post Office buildings built during the British Colonial Period in Nigeria and North Cyprus would be evaluated as Case

Studies and the similarities between the buildings in both countries would be highlighted.

Findings from the evaluation of the selected buildings used as Case Studies would be discussed and conclusions would be drawn by suggesting new potential uses for indoor environment in which the Colonial buildings could be re-used for. This research deals primarily with Nigeria and North Cyprus because both countries were Colonised by the British hence similarities should exist between both countries Colonial buildings.

### **1.1 Problem Statement**

During the British Colonial Period in the world, Nigeria and North Cyprus being British Colonies, experienced changes economically and socially. The British Colonials brought along their architectural styles into these countries, most of which are still in existence dating as far back as 1900 for Nigeria and 1878 in the case of North Cyprus. These Colonial buildings are unique as they hold architectural characters from years back and serve as form of historic heritage to both countries. Being in their original character, these buildings are more valuable. With the introduction of modern contemporary architectural styles, these Colonial buildings and styles of construction might have faded away. Therefore to preserve historic past, these buildings should be conserved (Bullen et al., 2006). Due to the fact that most of the buildings are not documented as part of historic heritage, conserving and adapting them into new use might be thought as expensive. The new function of the buildings should however be in respect of the buildings original function. The buildings have potential of attracting a lot of visitors as a result of their original characters from historic times and the new adapted uses, becoming tourist attraction

sites. Therefore preserving these buildings from abandonment and neglect by changing the functions within their interior spaces is necessary.

## **1.2 Aim of Research**

Cyprus is an island with rich and distinct culture having abundance of heritage sites. Nigeria is also a country with diverse cultures and heritage sites. Both countries possess several historic buildings from their British Colonial times and other historic monuments. British Colonial buildings are holders of history and culture of the British in both countries for over 100 years.

This study looks into British Colonial Period buildings in both countries looking at guidelines to preserving such buildings with more focus on selected Case Studies for this research, which are British Colonial Post Office buildings in both countries. Post Office buildings were selected for the study because they possess similar characteristics like historic Columns, wooden openings and wooden ceilings. The similarities and differences between the Colonial Post Office buildings in both countries during this era would be analyzed. Also, new potential uses will be suggested for the selected Case Studies. The indoor potentials of these buildings if properly exploited would be discussed.

## **1.3 Limitations**

The research will cover British Colonial Period Post Office Buildings, being examples of British Colonial heritage in both countries. Both countries have diverse historic heritage buildings to be conserved, though these heritage buildings come from different periods in history. Most of them are abandoned and are deteriorating quickly. Only the selected case buildings would be analyzed. Discussion on this research would be done using laid down principles by international institutions in the

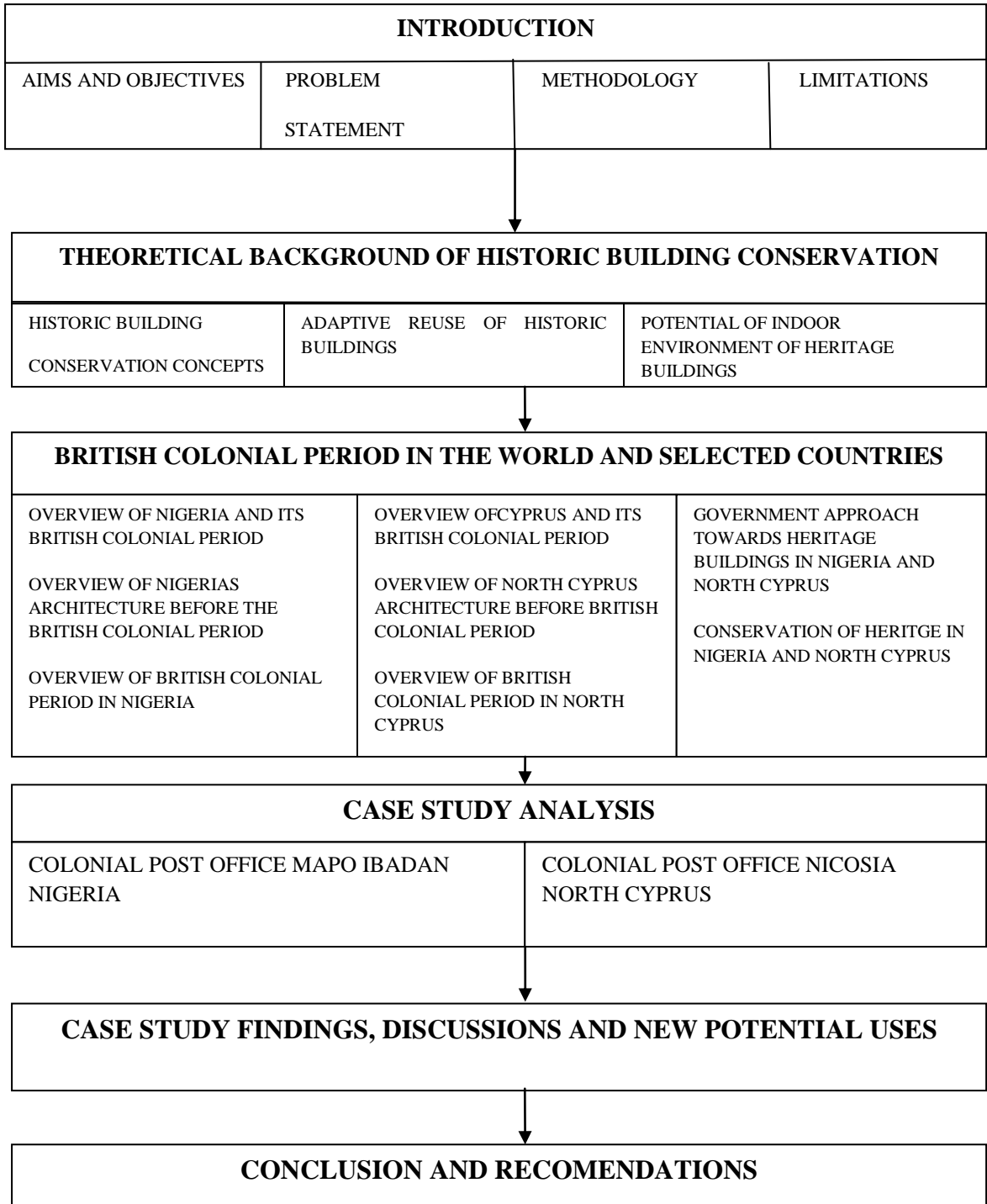
World as UNESCO World heritage and ICOMOS (see Chapter 2) which have promulgations relating to conserving historic buildings. Since both countries have diverse types of heritage buildings to be conserved and British Colonial buildings are a part of such buildings, the study will cover the selected Post Office buildings. Also, the security situation in Nigeria, a country in Western part of Africa being prone to constant insurgent attack by terrorists, also made it difficult to get easy and free access to the selected Case Studies. Most of these Colonial buildings are not documented with no much publications on them. This made gathering of the necessary theories about the buildings a difficult task. The indoor assessment of these buildings would be the major focus in the course of this dissertation because the indoor environment of historic buildings is the most important as these new proposed functions would be performed within the interior spaces.

#### **1.4 Methodology of Research**

The data are collected according to review of related literatures from primary sources of data collections as journals, articles, books and internet sources. Also, interviews were conducted to get necessary information for the study. The two Colonial structures selected as Case Studies were carefully examined and photographed. Detailed information on the Case Studies as photographs, sketches are provided to properly examine and achieve an architectural analysis of these buildings. The method adopted for this research work is Case Studies and onsite observation of the selected buildings, with a review of the indoor environment of the selected Case Studies with proper assessment and examination on the spaces done. Schematic drawings of British Colonial Post Office building at Mapo Ibadan, Nigeria and Walled City of Nicosia, North Cyprus, which are the Case Studies were sketched to achieve a proper architectural analysis of the buildings.

## 1.5 Structure of the Thesis

The chart below shows the breakdown (structure) of the entire thesis. In this chart Chapters main subjects and related sub subjects are given in a systematic way.



## Chapter 2

### **THEORETICAL BACKGROUND OF HISTORIC BUILDING CONSERVATION**

“Conservation is the action to prevent decay. It embraces all acts that prolong the life of our cultural and natural heritage, the object to being to present, to those who use and look at historic buildings with wonder the artistic and human messages that such buildings possess” (Feilden, 1994, p.9). Conservation is also the process of restoring and protecting works of architecture, art, archaeology and artefacts from historic times. Architectural conservation however involves the process employed in prolonging built heritage by the use of certain interventions. It is usually carried out by an architectural conservator (Bullen et al.,2006).

This Chapter aims at showing the relevance of historical buildings and the need for conserving them with the guidelines employed in undertaking such a task. An overview of architectural heritage and Adaptive Reuse as they relate to architectural conservation would be looked into. The procedures in conserving these heritage buildings would be discussed and institutions in the World working towards achieving this would be overviewed with their different Charters as relating to heritage buildings stated. This Chapter also aims to identify historic heritage building conservation concepts in the World. Adaptive Reuse as a way of historic building conservation method would be discussed extensively with its background history investigated.



## **2.1 Contemporary Architectural Conservation Concepts**

The preservation movements that developed in Europe over the past centuries had an effect on the present day preservation practices in the World, this led to a change in the way people see historical monuments (Allman et al., 2005). These buildings had been re-functioned to serve a purpose as a means of preserving them, without a historical meaning being attached to it, making Adaptive Reuse the earliest form of building preservation (Bullen et al., 2006). Not until the late 14<sup>th</sup> century, humans became aware of the disconnect between the past generations and their present World, they mostly focused on works of art and antiquities. The 15<sup>th</sup> century saw humanists call for the protection of monuments of the Romans and by the 17<sup>th</sup> century, the idea of historic monuments was established which became the main reason for historic monument preservation, because these historic heritage monuments played a vital role in the identity of a place (Choay, 2001). This led to the creation of National Museums as a result of the importance of these historic heritages, Nations were seen to target these monuments during wars basically to annihilate the identities of their enemies and weaken their resistance (Tung, 2011). Hardy (1988, p. 8) defined heritage as “value-loaded concepts, this means in whatever form it appears, its very nature relates entirely to present circumstances”. Hewison (1987, p. 11) also defined heritage as “that which a past generation has preserved and handed onto the present and which a significant group of population wishes to hand on to the future”.

Heritage “is a group of resources inherited from the past which people identify, independently of ownership, as a reflection and expression of their constantly evolving values, beliefs, knowledge and traditions. It includes all aspects of the

environment resulting from the interaction between people and places through time” (Dumke et al., 2013, p. 6).

“The definition of practices, places, objects and the various types of properties conceived as heritage is generally considered one of the acquisitions of modern society” (Jokilehto, 2008, p. 4). Heritage also has a vital contribution towards social, economic and environmental well being. Heritage is a property we get from the past generations, they are forms of inheritance from this older generations.

Architectural Heritage however refers to buildings or group of buildings inherited from past generations. These buildings hold cultural, religious and most importantly historic relevance to the environment they are found (Hardy, 1988).

### **2.1.1 The Need for Conserving Architectural Heritage**

Due to the importance and relevance derived from history, we need to conserve these heritage buildings. According to Department of arts, heritage and the Gaeltacht, (2011, p. 13), we preserve architectural heritage due to the following reasons:

- “Architectural Heritage serves as a unique resource, an irreplaceable expression of the riches and diversity of the past.
- Maintenance, adaptation and reuse can allow the architectural heritage to yield environmental, aesthetic and economic benefits, when the original use may no longer be viable.
- The variety of the existing built environment is available to us for inspiration and precedent.
- Cultural tourism increases because of these architectural heritage buildings and playing a significant part in tourist economy.

- Structures can be read as historic evidence just like written documents and can help in understanding the past conditions with how the society changes.
- The conservation of these architectural heritages entails changing assumptions about existing buildings and thinking carefully on how they can be used or redeveloped so as to highlight their qualities.”

Some International Cultural Heritage Conservation Documents exist, these documents help guide against the extinction of historic heritages. As mentioned by Ahmed (2006) they include:

- International Charter for the conservation and restoration of monuments and sites (the Venice Charter), CATHM, 1964.
- Recommendations concerning the safeguarding and contemporary role of Historic Areas, UNESCO, 1976.
- Principles for the recording of monuments, groups of buildings and sites, ICOMOS, 1996.
- Charter on the built vernacular heritage, 2000.

### **2.1.2 How to Save Architectural Heritage**

Different approaches could be employed in saving heritage buildings, each action has its own unique style and technique, they range from Rehabilitation, Restoration, Renovation, Repair, Remediation, and Adaptive Reuse. All these approaches fall under conservation of heritage buildings because they are a means of conserving historic heritage buildings. Conservation is the action which governs the different processes involved in conserving these heritage buildings.

Rehabilitation is “the action of restoring a thing to a previous condition or status”. (Bradshaw, 1995, p. 3).

“Rehabilitation in comparison with restoration is more concerned with the practical responses which are made to the needs of using the structure, rather than responding to the historical image of the building” (Golmakani, 2011, p. 13).

Remediation is the process of remedying. It is “to rectify, to make good” (Bradshaw, 1995, p. 3).

Restoration is “the act of restoring to a former state or position, Or to an unimpaired or perfect condition”(Bradshaw 1995, p. 3). Restoration is “the process of returning the artefact to the physical condition in which it would have been at some previous stage of its morphological development” (Golmakani, 2011, p. 12). The concept of Adaptive Reuse would be discussed in details in subsequent pages, as it is the means of architectural conservation to be employed in this research work.

## **2.2 Adaptive Reuse of Historic Buildings**

Adaptation of buildings into new uses and preserving them helps contribute to land conservation and sprawl reduction. It however contributes directly to community growth, their histories and leading to a minimal impact on the environment (Turker, 2013). Adaptive Reuse has been regarded as one of the best ways in conserving and preserving historic heritage buildings in any environment. This is because through the process of re-use of these old heritage buildings, the buildings gain new life rather than being left to decay with their original uses and maybe get demolished later as the buildings (heritage buildings) ages with time (Casal, 2007). In the process of adapting an heritage building into an entirely brand new use, new layers are introduced to the building through the process of renovation, but it is usually advised that in the process of adding new layers to the historic heritage buildings, the

earlier existing layers should not be altered, tampered with or even erased totally (Bullen et al., 2006). This is to help the building retain its historical heritage fabric which helps identify the building with a certain place and time. Therefore after the re-use of any historic heritage building, the historic feeling possessed by the building is supposed to be felt whenever you enter into such buildings.

Generally in the process of adapting the old heritage building into new use, it should be done in such a way that the new elements which are introduced to the building are easily removable at any time the need for replacement arises, they should not be permanent in nature. This is because there should not be any problem in case the heritage building is to be put into another different use in the future (Weeks et al., 1995). Constructing entirely new buildings uses up the available raw materials and available land assets which could be better placed into better functions. Coming up with new structures is however not often necessary, the existing old historic buildings can be adapted to modern uses cost effectively (Bullen et al., 2006). Structures which are liable to fall into disrepair and decay could be adaptively reused, this facilitates the preservation of historical structures hence preventing them from being demolished (Fournier et al., 2004).

Adapting an existing old heritage building to an entirely new different use requires a certain level of flexibility and adaptability which is not normally required when designing a completely new structure (Kar, 2004). According to the Burra Charter (1999), it means all “the process of looking after a place to retain its cultural and historic significance”.

Therefore changing an already disused item and making it a new item that can be reused for a different purpose other than that which it was originally made for is Adaptive Reuse. These items could include bottles, clothes, cans, containers, and buildings. In adapting an historic building to a new use, the process should have low impact on the heritage fabric of the historic building and the historic setting in which it is situated. If the Adaptive Reuse process fails to protect the historic fabric value of the buildings, it is considered to be an unsuccessful Adaptive Reuse project (Karr, 2004).

Adaptive Reuse since it was accepted as a means in which historic heritage buildings of a place could be preserved is steadily gaining grounds and becoming popular. It is the process of re-using sites, buildings for the purpose other than which it was built or designed for originally. It entails adapting old buildings for entirely new purposes, the exterior (facade) of such historic heritage buildings which are to be put into another use are kept intact as much as possible with minimal or no alterations done to them, the interior spaces are then put into productive and new use (Karr, 2004). In essence, it provides new use to the interior spaces of old heritage buildings. This is achieved by renovating the interior of such buildings to suit the present desired need. Therefore, Adaptive Reuse of historic heritage buildings is the most interesting and creative treatment which could be given to an old decaying heritage building (Shipley, 2006). “The conservation process should maintain the cultural significance of a heritage building and interventions should be integrated with the whole while, retaining its integrity and character” (Hurol et al., 2015, p. 2).

### **2.2.1 Adaptive Reuse of Historic Buildings: Background History**

The preservation practices used currently are mostly influenced by international Charters which include the Athens Charter 1931, the Venice Charter 1964, the

UNESCO convention concerning World cultural and natural heritage protection 1972 and the Burra Charter 1979. The scope of historic monuments expanded with the invention and excavation of archaeological sites and travel to other countries all in the 18<sup>th</sup> century, the study and representation of buildings became popular about this time (Choay, 2001). Preservation movements and notions were established in the 19<sup>th</sup> century, it coincided with the beginning of historicism as a way of showing historical theory, architectural historicism, industrial revolution and the revival of the historical styles. During this period, two approaches to preservation of historic monuments were developed, the Eugene Viollet-le-Duc and John Ruskin approaches. Eugene Viollet-le-Duc approached historical monuments through the scholarly way. He focused mainly on the aesthetic and historical values and by so doing he studied carefully the architecture of the monuments (Choay, 2001). Restoring historic heritage monuments to what he saw to be their original state was his approach, by employing the knowledge of architectural history to establish a historically true version of the historic monument. John Ruskin however saw historic monuments as a connection to the past in which the society owed its identity. Ruskin took an approach which was emotional to preserving historical monuments, the memory value of the monuments was his concern. Williams Morris and Ruskin however criticised Eugene Viollet-le-Duc's approach, they stated that it was impossible for anyone to put themselves in the past and make assumptions to events from the past (Choay, 2001). Feilden (2003) observes that the values attached to historic properties come under three headings: *Emotional Values* (wonder, identity, continuity, spiritual and symbolic), *Cultural Values* (documentary historic, archaeological age and scarcity, aesthetic and symbolic, architectural, townscape and ecological, technological and scientific), and *Use values* (economic, social, political and ethnic).

Camilo Boito reconciled Eugene Viollet-le-Duc and Ruskins approach to preserving historic buildings and combined both to create one comprehensive approach. In his approach he confirmed the authenticity of restoration but only as a last resort. Bioto stated that additions and restoration work on historic buildings should be marked clearly, this is mostly practiced in present preservation of historic heritages, It is important in the Adaptive Reuse of these buildings (Choay, 2001). Riegl (1982) shared Biotos principles on preservation of historic monuments in his preservation theory published in 1903, he attached diverse values to monuments which required several approaches for preservation. Riegl developed the term 'Kunstwollen' which showed perception by people and judgement of monuments and art. He states that the historic heritage buildings change as time passes, just as seen in different styles of architecture in different eras (Reigl, 1982). The standard guidelines, discussed all blend together to form today's preservation practices. Though Adaptive Reuse could cause changes to an historic buildings structure in order to function well within the buildings potential new use, but also respecting the existing fabric of the area in the process. Reconstruction on the historic building is however possible if the clear picture of how the building used to look and the materials used are known. All the approaches in historic building preservation however require a respect to the existing historic fabric (Leug, 2011). "In terms of structural interventions to historic buildings under conservation, it is advised to keep the interventions, in case intervention is inevitable, it should be distinguishable from what currently exist and should be reversible" (Hurol et al., 2015, p. 10).

Riegl pointed out that these heritage buildings are called monuments because people attach these different values to them and perceive them to be such. He differentiated between commemorative values which had to do with present day and past values



which could be intentional, unintentional and the age values which is made up of historical and intentional values. The historical values has to do with past of the monument which could never be experienced again. The Age Value of these historic heritage monuments according to Riegl came from the way people appreciated past times, coming from the period of construction of the monuments. It appeals to the peoples emotions unlike the historical value which only refers to historical background. The use value and artistic value together makes up the present day value, the use value deals with the use of the historic building while the newness value integrates the heritage monument so as to make it look new (Leug, 2011). Riegl (1982) in his arguments, made it clear the appropriate preservation approach which should be used on the historic buildings, he shows how these values affect the decision making on the technique to be used. Basically Charters focus mostly on the architectural and historical values of heritage, this is because they focus mostly on the past which are referred to as the tangible/material heritage of the monument but more current documents these days are seen to focus on the intangible of the monument which include the spiritual and emotional value. The values in application to Adaptive Reuse require the involvement of lots of stakeholders in the planning process to make it possible (Cornejos et al.,2011). People who have a connection to the values of the historic monuments and can also engage the previous and present owners with the future users of the building need to pay careful attention to the values attached to the building by the preservationist and architects, in order not to create a conflict within these values and also the new use coupled with the changes to the building (Lueg, 2011).

Adaptive Reuse is described by historic preservationist as a basic historic preservation task (Bond, 2011). Prior to becoming a preservation related strategy, the

basic approach for historic buildings was “curatorial” i.e the preservation in a street sense consisting of preserved houses, Museums and villages for cultural, patriotic and educational reasons (Bond, 2011). James Marston Fitch a prominent New York City preservationist recognised the importance of Adaptive Reuse, while he was reworking on obsolete buildings to give them new uses. The practice started to lose its popularity after the World War II. After the war, many old dilapidated buildings were given a modern touch in a way which concealed the fact that these buildings were old, this was done by re-cladding the facades of the old buildings and modernizing the interiors.

It was in the 1950s and 1960s that planners and officials started to recognise the failure which was associated with many urban renewal and slum clearance schemes, they discovered that it was better to rehabilitate a building rather than demolishing them. The buildings were sound but decaying. This was because the model was seen to be sound economically and less socially disruptive technique of City renewal (Miraz-Avaky, 2013). The commencement of Adaptive Reuse included projects like Boston’s Faneuil Hall (1976), San Francisco’s Ghirardelli Square (1964) which were projects done with the desire to maintain the historic structure of the building (Bond, 2011). Some important laid down principles are to be adhered to in order to achieve a successful Adaptive Reuse project, every Adaptive Reuse project must integrate the following laid down principles in order to achieve a right balance, these principles as stated by Louvre et al (2007) include:

- Every Adaptive Reuse project must have adequate response to their surroundings and improve the existing context of the environments they are situated.

- The buildings should be adaptable to entirely different new uses other than that which it was designed for originally.
- The buildings should suit perfectly to the function and purpose in which they are re-functioned to.
- The buildings should be a delightful sight for passersby and users.
- Above all, the adapted buildings should be sustainable, energy efficient, have low impact on the environment and cause low or no harm to the atmosphere.

Historic heritage buildings are not just preserved for the future generations to see, their survival usually relies on giving the buildings relevant new functions. Usually depending on the state in which the heritage building is in, the re-functioning may require substantial upgrading of the features within the building. The new facilities (interventions) to the heritage building should not outweigh the value and character of the historic building, if it does then the new use is not appropriate (Orbasli, 2009).

Reuse Chart

If the building or structure is located in the following districts:	The building or structure may be used for the following :
Neighborhoods, Traditional and Suburban	All uses allowed in the district plus multi-family uses and bed and breakfasts.
Corridor, Residential	All uses allowed in the district plus any allowable use in the NT-4 district
Corridor, Commercial	Any use
Centers, Traditional and Suburban	Any use
Industrial	Any non-residential use

Figure 2.1: Adaptive Reuse chart (City of Petersburg City code 2007)

### **2.2.2 Benefits Gained From Adaptive Reuse of Historic Buildings**

Preserving historic structures can foster good relations with the surrounding community, in situations where urban facilities are seen to have become obsolete and outdated (URL 1). Building adaptive re-functioning is mostly applied as a solution to urban renewal, this is usually done in order to protect history, heritage and values. “Existing buildings that are obsolete or rapidly approaching disuse and potential demolition are a mine of raw materials for new projects” (Langston, 2004, p. 1). There are usually economic, social, environmental benefits that could be derived from changing the function of an historic building (Langston, 2004). Hundreds of historic buildings have been demolished even though they are seen to possess cultural, economic and aesthetic relevance, this is because it is argued that re-functioning these buildings to the new uses is expensive, looking at the financial implications. Investors are believed to make huge profits from the use of historic lands hence they usually discourage the re-functioning of these historic buildings. Some even ascertain that constructing new structures is more economical than the funds which would be employed in the adaptation of the heritage buildings to new functions (Shiply et al., 2006). However lots of benefits could be derived from engaging in the practice of Adaptive Reuse, Some of these benefits as stated by Kar (2004) include:

#### **Environmental**

Environmentally, the benefits of adaptive re-use could be seen through the re-functioning and recycling of used existing old materials and old heritage buildings which will otherwise be useless and left to deteriorate, thus causing environmental pollution problems. Old heritage buildings are known to be constructed with high grade materials which are more durable than the materials which are used in recent times for construction of buildings. Re-functioning of these old buildings help reduce

the exploit on the natural environment through the construction of new buildings, thus reducing urban sprawl.

### **Social**

The Re-functioning of a heritage building usually helps preserve the heritage fabric and cultural value of the historic building in the area which it is situated. This is because these old heritage buildings help in adding character to the area in which they are found and by so doing a creating a “sense of place” connection between the present and the past eras.

### **Economic**

Generally, economic benefits are attached to Adaptive Reuse of heritage buildings. Resources which will be used in demolishing the heritage buildings and constructing new buildings because they are old will be put into other suitable uses and just a little percentage of such funds would be used in adapting the old building into new use. Also, due to the historic relevance of these buildings, they may serve as a source of generating revenue from tourists who are interested in knowing or gaining information on such adapted heritage buildings.

### **Promoting Innovation**

The process of adapting a heritage building usually comes with challenges for the architects and designers. As more heritage buildings are being adapted into new uses, architects are forced to produce magnificent and creative re-use design solutions to the historic buildings so as to retain the historic fabric of the historic buildings.

Some common reasons are put into consideration before the process of Adaptive Reuse for any building can be done, according to Mutal (2006) these reasons have to be checked before any Adaptive Reuse on historic heritage buildings is initiated, they include: The obsolescence of a building which has a single purpose and no longer serves its economic viable purpose which it was designed for. Changes in the demand of the building stock which is usually as a result of social and economic shifts. The character of the settlement in which the building is found in, which requires increase in the performance levels from existing buildings in such locations. The historic ordinance of the area in which the building is located which requires retention and not demolition of landmarks. Shifting markets in buildings which are gained from rehabilitation and upgrading of basic infrastructure. Economic incentives gotten from rehabilitation and upgrading of basic infrastructures.

### **2.3 Organisations that Work towards Conservation of Heritage Buildings**

The process through which built heritages are prolonged is usually with the introduction of planned interventions, this refers to architectural conservation. The protection of tangible heritage of architecture, art and archaeology also deals with conservation. There are however certain organisations which exist and are charged with the sole purpose of conserving these heritage buildings. These historic buildings are very relevant and possess artefacts from the past that need to be preserved and transferred to the new upcoming generations. The institutions include: The International Council on Monuments and Sites (ICOMOS), International centre for the study of preservation and restoration of cultural property (ICCROM), The Nizhny Tagil Charter for Industrial Heritage (TICCIH) and The United Nations

Educational, Scientific and Cultural Organization (UNESCO). These organisations help work towards preserving historic buildings.

### **2.3.1 UNESCO**

At the convention which was aimed at conserving cultural and natural heritage in of the World (1972), promulgations concerning conservation of cultural and natural heritages were made, some of the promulgations are as follows:

#### Article 5

“To ensure that effective and active measures are taken for the protection, conservation and presentation of the cultural and natural heritage situated on its territory, each state party to this convention shall endeavour, in so far as possible, and as appropriate for each country:

- (a) To adopt a general policy which aims to give the cultural and natural heritage a function in the life of the community and to integrate the protection of that heritage into comprehensive planning programmes.
- (b) To set up within its territories, where such services do not exist, one or more services for the protection, conservation and presentation of cultural and natural heritage with an appropriate staff and possessing the means to discharge their functions.
- (c) To develop scientific and technical studies and research and to work out such operating methods as will make the state capable of counteracting the dangers that threaten its cultural or natural heritage.
- (d) To take appropriate legal, scientific, technical, administrative and financial measures necessary for the identification, protection, conservation, presentation and rehabilitation of this heritage.

- (e) To foster the establishment or development of national or regional centres for training in the protection, conservation and presentation of the cultural and natural heritage and to encourage scientific research in this field.”

#### Article 25

“As a general rule, only part of the cost of work necessary shall be borne by the international community. The contribution of the State benefitting from international assistance shall constitute a substantial share of the resources devoted to each programme or project, unless its resources do not permit this.”

#### **2.3.2 ICOMOS**

The International Council on Monuments and Sites, A non government Organisation whose major goal is to conserve monuments and sites all over the World. The organisation was established in the year 1965 as a result of the 1964 Venice Charter in Warsaw. Since its establishment, ICOMOS has focused on the World wide conservation practice in all areas of humanities heritage.

#### **2.3.3 ICCROM**

International centre for the study of preservation and restoration of cultural property, this is an intergovernmental organisation whose sole aim is to conserve cultural heritage, existing in about 128 different communities in the World who make up the members of the organisation. ICCROM is the only body of its kind which is charged with the task of promoting the conservation of different kinds of cultural heritage, both moveable and immovable ones providing awareness on the relevance of preserving these cultural heritages.

#### **2.3.4 TICCIH**

The Nizhny Tagil Charter for Industrial Heritage, the International Committee for the Conservation of The Industrial Heritage which was established in 1973. It deals



mainly with the protection, promotion and interpretation of Industrial Heritage. The Organization was founded in England at the first international conference for the conservation of the industrial heritage in iron Bridge.

## **2.4 Charters for the Preservation of Historic Buildings in the World**

Several documents exist relating to the preservation of historic buildings round the world in the form of Charters, these documents include:

### **2.4.1 The Venice Charter**

The following text as regarding to the conservation of historic monuments and sites were approved between May 25<sup>th</sup> to 31<sup>st</sup> 1964 at the IInd International Congress of Architects and Technicians of Historic Monuments.

Article 1: A historic monument comprises of not only the architectural work but also the urban and rural context in which it is situated. This comprises of both works of art and also works from the past possessing cultural significance as time passes.

Article 2: The conservation and restoration of historic monuments should be done with outmost care so as to safeguard the architectural heritage using suitable techniques.

#### **Aim**

Article 3: The sole aim of conserving and restoring historic monuments is to safeguard them to serve as historical evidence for future generations.

#### **Conservation**

Article 4: Maintaining the Historic monuments on a permanent basis is relevant.

Article 5: The conservation of historic monument is aided by re-functioning them into new uses. But this should be done without changing the buildings layout and decoration.

Article 6: The traditional setting in which the monument is situated must be preserved when conserving historic monuments. Altering the historic setting by demolition, new constructions and addition of new mass and colour to the historic setting must not be allowed.

Article 7: The historic setting is a part of the historic heritage monuments and both are inseparable. Moving of part or all the monuments is not possible except in situations where moving the monument safeguards it.

Article 8: Paintings, sculptures or decorations which makeup a monument could be removed from it if its the only means of preserving them.

### **Restoration**

Article 9: Restoration process is a specialised activity. It is aimed at preserving and also revealing the aesthetic values of heritage monuments respecting historic materials found present on the monuments. Any additional work to the monument must be different from the architectural composition of the monument bearing a contemporary outlook.

Article 10: The employment of modern techniques of conservation of monuments is acceptable if the traditional techniques used in conservation prove inadequate.

Article 11: In the process of restoration, contributions by all periods to the building must be preserved. Elements on the building to be preserved and those to be destroyed should not rest solely on an individual in charge of the restoration work.

Article 12: when replacing missing parts during the restoration process, the new introduced parts must integrate harmoniously with the whole, but also it should be distinguishable from the original so as not to give a false historic sense to the building.

Article 13: New additions to historic monuments are not allowed except if they do not cause distractions from the interesting parts of the historic monuments, the traditional context it is located, its balance and relation to the surrounding it is located.

### **Historic Sites**

Article 14: Special care must be paid to sites housing historic monuments so as to safeguard the integrity of the monuments.

### **Excavations**

Article 15: Excavations on historic sites should be done in accordance with the standards of international principles to be applied in the case of archaeological excavation adopted in 1956 by UNESCO.

### **Publication**

Article 16: All conservation, restoration or excavation works should always be properly documented in form of reports with photographs and drawings. All these records should be put in public institution achieves making them available to people working on researches. If possible, they should be published.

### **2.4.2 Burra Charter**

The principles that are to be adhered to when heritage places are undergoing conservation are stated by the Burra Charter (1999), the principles could be applied to monuments, Sites for mining and archaeology as better decisions are believed to be made by anyone who is involved in conserving places of relevance if the Charter is well understood (URL 2). The articles as stated by the Burra Charter, 1999 relating to conservation are as follows:

“Article 2: Conservation and Management.

2.1 Places of Cultural significance should be conserved.

2.2 The aim of the conservation is to obtain the cultural significance of a place.

2.3 Conservation is an integral part of good management of places of constant significance.

2.4 Places of cultural significance should be safe guarded and not put at risk or left in a vulnerable state.

#### Article 5: Values

5.1 Conservation of a place should identify and take into consideration all aspects of cultural and natural significance without unwarranted emphasis on any one value at the expense of other.

#### Article 7: Use

7.1 Where the use of a place is of cultural significance it should be retained.

7.2 A place should have a compatible use.

#### Article 10: Contents

Contents, fixtures and objects which contribute to the cultural significance of a place should be retained at that place. Their removal is unacceptable unless it is: the sole means of ensuring their security and preservation: on a temporary basis for treatment or exhibitions, for cultural reasons, for health and safety or to protect the place. Such contents, fixtures and objects should be returned where circumstances permit and is culturally appropriate.

#### Article 14: Conservation Process

Conservation may, according to circumstances include the processes of retention or reintroduction of a use: retention of associations and meanings: maintenance, preservation, restoration, reconstruction, adaptation, and interpretation and will commonly include a combination of more than one of these.

#### Article 17: Preservation

Preservation is appropriate where the existing fabric or its condition constitutes evidence of cultural significance, or where insufficient evidence is available to allow other conservation processes to be carried out.

#### Article 21: Adaptation

21.1 Adaptation is acceptable only where the adaptation has minimal impact on the cultural significance of a place.

21.2 Adaptation should involve minimal change to significant fabric, achieved only after considering alternatives.

#### Article 22: New Work

22.1 New work such as additions to the place may be acceptable where it does not distort or obscure the cultural significance of the place or detract from its interpretation and appreciation.

22.2 New works should be readily identifiable as such.

#### Article 26: Applying the Burra Charter Process

26.1 Work on a place should be preceded by studies to understand the place or should include analysis of physical, documentary, oral, and other evidence, drawing on appropriate knowledge, skills and disciplines.

#### Article 27: Managing Change

27.1 The impact of proposed new changes on the cultural significance of a place should be analysed with reference to the statement of significance and the policy for managing the place. It may be necessary to modify proposed changes following analysis to better retain cultural significance.

27.2 Existing values, use, associations and meanings should be adequately recorded before any changes are made to the place.

## Article 31: Documentary Evidence and Decision

A log of new evidence and additional decision should be kept”.

### **2.4.3 Athens Charter**

For the restoration on historic monuments, at the first International Congress of Architects and Technicians of Historic Monuments, Athens (1931), the following resolutions concerning monuments were made:

- “International organisations for restoration on operational and advisory levels are to be established.
- Proposed restoration projects are to be subjected to knowledge criticism to prevent mistakes which will cause loss of character and historical values to the structures.
- Historical sites are to be given strict custodial protection.
- Attention should be given to the protection of areas surrounding historic sites.
- Modern techniques and materials may be used in restoration work”.

### **2.5 Indoor Environment of Historic Buildings**

The indoor environment of an historic building is that space which lies between the internal walls to the building. In determining the potential of the indoor spaces to these heritage buildings however, the indoor elements like plans, walls, ceilings, columns, furniture’s within these buildings have to be put into consideration. Retaining, identifying and preserving the plan to an heritage building helps determine the buildings character, these relates to the size of openings and the relationship between the rooms within the building (Choay, 2001). Altering of the historical spatial organisations found in these heritage buildings is not acceptable except in situations where it cannot be avoided, this is because they help in defining the character of these buildings. Areas within these historic buildings which are seen

to witness heavy traffic by pedestrians should be provided with protective coverings, this includes areas like floors and walls (Choay, 2001). The historic paint (colour) of the historic interior should be maintained so as to keep the sense of history within these buildings. If proper documentation is done on the building in general stating its condition with more attention given to the interior, this would help in determining the new use intervention to be proffered to the building (Weeks et al., 1995). The features within the building's interior like columns, cornices, fireplaces, panels, finishes, paints, furniture's, decorative materials, colours should not be altered. This is because they are character defining elements of the historic buildings, altering these elements reduces the potential of the indoor environment of the heritage buildings (Gary et al.,1983). According to the preservation alliance for greater Philadelphia (2007) the ordinance defines features which are to be protected within the interior spaces of historic interiors, these features include: the historic colour and texture of materials used in the interior, the original designs in the room with their configuration, character of all details of architecture and elements as doors, hardware's, plaster works, light fixtures, wall coverings, stair cases, mouldings and others.

### **Elements of Historic Interiors**

The relevance of an historic interior is usually gotten from some certain features within the interior spaces of these historic buildings. According to Aoshmor (2010), these elements are as follows:

**Plan Form:** The Plan form is the arrangement and the division of the internal spaces within these historic buildings, it deals with the division of these spaces into rooms and circulation spaces as halls, stairs, corridors which are important components to

the character of these buildings. The relationship between these internal spaces reflects the buildings design, function, status and period.

**Decorative Schemes:** Decorative treatments within historic interiors are important elements of the buildings character, whether it is a simple functional space or an imposing one. These schemes within historic buildings range from utilitarian bare plasters or wood to highly elaborate applied finishes. They reveal much about the status, function of this historic interiors and broader stylistic movements.

**Materials and Craftsmanship:** Historic interior spaces can display a high level of craftsmanship and quality of materials. Variety of materials are seen in historic interiors like simple panelled timber doors and shutters to elaborate fireplaces which are made of marble, with hard-painted wallpapers.

**Fixtures and Fittings:** All the features that form part of the historic building enjoy statutory protection. Fixed objects within these historic interiors such as stair cases, chimney pieces, doors and associated door furniture's (handles, locks), door pieces, timber panels, built in furniture and painted or plastered ceilings are part of the historic interior of these buildings. Other non-fixed elements within these historic interiors like collection of historic books, or art works can contribute to the significance of these interiors. The interior spaces to the buildings make a vital contribution to the architectural interest of the building. From the interior of such buildings we determine the style and technique of construction, the materials used in other to determine the period in which these buildings were constructed and the significance of such interiors socially and culturally (Aosmhor, 2009).



## **2.6 Chapter Conclusion**

As the World continually grows and develops, with the growing level of modernisation witnessed all over, numerous heritage buildings from the past which give the history of societies are seen to be abandoned with little or no function attached to them. Some of these buildings have deteriorated architecturally as a result of different causes ranging from natural to human causes (neglect of these buildings). However, since these buildings are accepted as heritage buildings and have the art, culture, tradition of past architectural styles in them, they should be termed as valuable assets, hence the need for them to be conserved. The initial function of the building which it was designed for originally, should be respected while conserving these heritage buildings. This is only achievable if experts in the field of conservation are employed to carry out the task.

After the adaptation of the historic buildings to new use, the access to the building by the public should not be limited, this is owing to the values which are attached to these buildings by the populace. The surviving tools, machineries and parts within the interior of these buildings should as much as possible be displayed within the new use in which the heritage building is to be used for.

The Table below shows a summary of the content of the Chapter.

Table 2.1: Showing the summary of the Chapter

<b>Item</b>	<b>Brief Note</b>
Heritage Building Conservation	The conservation of architectural heritage involves the use of certain laid down interventions by organisations guiding these buildings. These interventions include Remediation, Renovation Restoration and Adaptive Reuse.
Organisations Protecting Heritage Buildings	Organisations working towards protecting these historic buildings in the world include UNESCO, ICOMOS, ICCROM, TICCIH (see 2.3).
Preservation Charters	Charters around the world promulgated by these organisations towards preserving these historic buildings include Venice Charter 1964, Burra Charter 1999 and the Athens Charter 1931.
Indoor of Heritage Buildings	Elements within the interior spaces of these buildings increase or decrease the potentials which are derivable from the buildings. Interior elements like Plan form, Decorative Schemes, Materials and craftsmanship, Fixtures and fittings (columns, cornices and furniture's).

## Chapter 3

### **BRITISH COLONIAL PERIOD IN THE WORLD AND SELECTED COUNTRIES**

The term Colony as defined by Varol (2013) is the use of all kinds of economic resources as land, potential of labour in a way which is unacceptable by states which are not powerful. “Colonialism refers to a transitional process of domination, the policies by which ideologies that underwrite it” (Rammath, 2012, p. 1). It is seen to have taken distinct forms since the Iberian, French and British (later Italian, German, Belgium) went into Africa, Asia and the Americas for trade, missionary work or armed settlement (Rammath, 2012). It is defined as the practice of invading other lands and territories for the purpose of settlement or resource exploitation. “Colonialism is a relationship between an indigenous majority and a minority of foreign invaders. The fundamental decisions affecting the lives of the Colonized people are made and implemented by the colonial rulers in pursuit of interest that are often defined in a distant metropolis, rejecting cultural compromise with the colonised population, the colonisers are convinced of their own superiority and their ordained mandate to rule” (Varol, 2013, p. 9). As stated by Zig (2003) in Colonialism and De-colonialism, the process of Colonisation is categorised into four different stages, the stages are influenced by different variables as density, geographical location, population and resources. These stages are Recon, Invasion, Occupation and Assimilation.

- i. **Recon:** The process of Colonization usually commences with mapping out new lands, regions by recon forces. They gather information and intelligence on such regions.
- ii. **Invasion:** The second stage, this usually starts by armed conflict between the indigenous country and the Colonial forces, the indigenous countries are seen to resist the Colonial forces during this stage.
- iii. **Occupation:** At this stage, the indigenous people are defeated militarily, thus expanding the occupation of the Colonial country. A government is set up to control the surviving populace of the native country.
- iv. **Assimilation:** At this stage, the surviving natives of the country are introduced to European doctrines. In order to achieve this, the tradition and culture of these Colonised natives are erased and dismantled.

The Empire of Britain was a Mercantile type Empire. Till the early 19<sup>th</sup> century, the sole aim of the British imperialist was basically acquiring more foreign territories to be under the British rule. The Empire grew as a result of the competitive nature between England and its rivals France, Spain and Holland. “Empire meant the spiritual and temporal independence of England, and it may be said that at the present day British Empire connotes British liberty” (Lucas, 1915, p. 3). The 18<sup>th</sup> and 19<sup>th</sup> centuries however saw the weakness of this Empire in the World, this was as a result of factors like the abolition in trading of slaves in 1807, which was led by evangelicals. They released a total of 1888 slaves which were held in the Empire. The introduction of free trade pioneered by Adams Smiths ‘the wealth of nations’ also minimised and weakened the Mercantile Empire. During this period, Britain gained nothing from its Colonies rather it witnessed loss. According to Dilke et al (1899) the countries Colonised by the British around the World during their rule in

these different countries. They include: Bangladesh, Barbados. Columbia, Honduras, Canada, Nigeria, Cyprus, Gambia, Guiana, Hong Kong, India, Jamaica, Jordan, Kenya, Malaysia, New Zealand, Australia, Pakistan, Sudan, South Africa, Singapore, Trinidad and Tobago, Zimbabwe, Togo, Uganda, Bahamas, Afghanistan. This Chapter aims at showing the British Colonial era architectures in the selected countries of the study Nigeria and North Cyprus showing the traditional architectures in both countries before the arrival of the British. Overview of histories of both countries with their geographical locations and an overview of the British Colonial Periods in both countries would be discussed.

### **3.1 Colonial Architecture**

The architectural styles practiced in different countries of the world were influenced by the architecture of the Colonial masters. The architecture practised in these countries till present carry a touch of the architecture of their Colonizing masters. Colonial architecture as defined by Gomez et al (2011) refers to the architectural styles of a mother country (Colonials) which has been incorporated into the buildings of settlements or Colonies which are from distant location. The Colonists frequently built settlements which replicate the architecture of their countries in these foreign lands, these buildings where seen to possess the design characteristics of their new lands, creating sophisticated designs. Colonial architecture in the World include: Spanish Colonial architecture, French Colonial architecture, Dutch Colonial architecture, Portuguese Colonial architecture and the British Colonial architecture.

- **British Colonial Architecture:** The approach of the British towards Colonial architecture varied with time and place. The architecture featured in Colonies which had no built architectural tradition and the tendency was to introduce styles which were prevalent in Britain at the time into the architecture of

these countries. The British Colonial buildings sometimes made adaptations to sometimes cater for climatic conditions of the locals. Launceston, Tasmania is the most “English” of Colonial towns. It contains buildings and streets difficult to differentiate from that of the mother country (Georghiou, 2013).

- **French Colonial Architecture:** This is a term describing the architecture developed by the French Colonials in New Orleans and Louisiana territory from about 1699 onward. The architecture was characterised by raised basements, steep pitched hipped roofs, pavilion roofs or a single-covered bonnet roof. The buildings also had symmetric facade accompanied by doors centrally located (URL 3).
- **Dutch Colonial Architecture:** This is a term describing the architecture developed by the Dutch in the Dutch-settled parts of America in the early 17<sup>th</sup> century. The buildings were basically one storey, single-room permanent dwellings (URL 3).
- **Portuguese Colonial Architecture:** Is a term referring to the styles of the Portuguese across the Portuguese Empire. The architecture could be found in former Colonies of Portugal like Brazil, Mozambique and Macau. The architecture of Portugal during this period was of two distinct types. One was the traditional architecture which had characteristics of foreign traditional architecture imported by Italian architects while the second was the native Portuguese traditional architecture (Robert et al.,1937).
- **Spanish Colonial Architecture:** This architecture represented Spanish Colonial influence on East Indies. This style of architecture was dominant in the Spanish Colonies of North and South America. Mexico has a majority of

the most renowned buildings built using this style. The famous Cities built using this Colonial style include: Puebla, Zacatecas, Queretaro, Guanajuato and Morelia (URL 3).

### **3.1.1 General Characteristics of Colonial Architecture**

Many Immigrants bring their architecture with them, and persist in using it even when it is unsuitable for the new area in which they reside (Varol, 2013). Most Countries have been kept under control of foreign rulers for at some point in their history. As a result of this, the architectural styles change and were affected by the settlers. These settlers designed, constructed or reused existing buildings to suit their architectural styles. The form of a house is greatly affected by the extent to which the owner lives in it and the type of events which take place in it.

According to Varol (2013), Colonial homes lack the wild designs of Gothic revival or Victorian dwellings, but have a simple and enduring charm.

Varol (2013) reiterates that different cultures have designed homes in America based on architectural understanding. The list is given below:

- English Colonial Homes: Techniques brought by settlers from England were employed in such homes, the designs were the Saltbox style and Cape Cod style.
- Dutch Colonial Homes: These homes were characterised by steeply pitched gable roofs, batten doors and chimneys on either sides of the homes.
- French Colonial Homes: The French Colonial homes were characterised by tall narrow windows and doors. The buildings represented the artistic French culture. They employed hipped roofs and double hipped roofs.

- Spanish Colonial Homes: The Spanish Colonial homes were mainly made of stucco accompanied with adobe walls and red-tiled roofs.

### **3.2 Overview of Nigeria and its British Colonial Period**

Nigeria is the most populated country in Africa, It is officially referred to as the Federal Republic of Nigeria comprising of 36 different states and the Federal capital territory situated in Abuja, Nigeria. It has a land mass of about 923,768 square kilometre (National Bureau of Statistics, 2010). The citizens of Nigeria are referred to as Nigerians. Prior to Abuja becoming the country's capital and seat of government on 12<sup>th</sup> December 1991 the capital was at Lagos Nigeria, this was after the country gained independence from the British Colonial masters on October 1<sup>st</sup> 1960. More than two-thirds (2/3) Of Nigeria's population reside in villages and rural areas engaging mainly in agriculture. The country is divided into four regions: North, South, West and East (Okoye, 2010).

The country Nigeria emerged from the combination of two distinct protectorates under the British Colonial masters which were the Northern Nigeria protectorate and the Southern Nigeria protectorates in 1914 (Falola et al., 2003). Due to Nigeria's large population (170 million people) and its booming economic activities, the country is mostly referred to as the giant of Africa comprising of over 500 different ethnic groups of which Igbo, Yoruba and Hausa are the 3 major ethnic groups in the country.

According to Falola (2003), between the periods of 1450-1850 the country Nigeria witnessed immense European contacts which helped in changing the economic, social and political institutions of the country. Slave Trade dominated within this



period between the Europeans and Nigerians. The year 1804 marked the beginning of the Sokoto caliphate of Northern Nigeria which was as a result of the Islamic revolution. The era of the British Colonial masters in Nigeria as stated in the library of congress (2008), was very brief, lasting only for a period of six decades, though the period in which Colonialism ended varied from place to place depending on the part of Nigeria. The earliest states in Nigeria's history were the Benin Edo kingdom, the Cities of the Hausa people, that of the Nupes and the Kingdom of the Yoruba people. The country has witnessed several heads of states both civilian and military running its affairs from when it gained independence from the British Colonial masters till present.

### **3.2.1 Individuals That Played Notable Roles in Nigeria's History**

The history of Nigeria as a country would be incomplete without the roles played by some individuals being stated. The vital roles they played helped Nigeria in gaining independence from the British Colonial masters and also helped shaped the country into what it is today, these individuals include:

**Sir Nnamdi Azikiwe (1904-1996):** An Igbo man born to his Igbo parents in Zungeru (Niger state) in Northern Nigeria. As a result of his notable footprints in the history of Nigeria, the International Airport at the Federal Capital Territory is named after him.

**Bishop Samuel Ajayi Crowther (1809-1891):** He became the first African Bishop in 1861, he fought against the rule of the British Colonial masters because he believed Africa's future should be protected by Africans themselves.

**Usman Dan-Fodio (1754-1817):** An Islamic scholar in Northern Nigeria with Fulani roots. He was the leader of the revolution by Islamists which led to the establishment of the Sokoto Caliphate in Northern Nigeria in the 19<sup>th</sup> century.

**Sir Frederick Lugard (1858-1945):** An administrator who worked in African countries like Uganda, Kenya and Malawi. He later took up employment in 1894 at the Royal Niger Company in Nigeria. He was appointed the high commissioner to the Northern Nigeria protectorate in 1900 and during his reign he undertook the conquest of the Northern Sokoto caliphate in the year 1903 with the help of the military.

**Herbert Macaulay (1884-1946):** A trained Civil Engineer from England and a grandson to Bishop Samuel Ajayi Crowther. Amongst his achievements worth mentioning was the establishment of the Lagos daily news which was the first daily newspaper in the country which informed citizens about the activities of the Colonial masters.

**General Olusegun Obasanjo (1937- ):** He became the head of state and commander in chief of the armed forces after a military coup on July 29 1975 which led to the death of Murtala Mohammed. He handed over power to the civilian administrators in 1979. He later became the president of the country for the second time in 1999 after he was released from prison in 1998.

**Colonel Ojukwu Odumegwu Chukwuemeka (1933-2011):** He was born in Zungeru Northern Nigeria to Igbo parents. He had his education at King's College

Lagos and United Kingdom, he later joined the Nigerian army on his return from the United Kingdom in 1957.

**Alhaji Sir Abubakar Tafawa Balewa (1912-1966):** A Northerner from Balewa in Bauchi state, a trained teacher and one of the founding members of the Northern people's congress which rose to become the most powerful and largest political party in Northern part of Nigeria.

**Chief Obafemi Awolowo (1909-1987):** He founded groups which helped push for Nigeria's independence, he was a graduate of law and commerce from London. On his return from London, he practiced both law and politics. He however contested for the post of Prime Minister in the country in the 1959 elections which he lost. He later became the leader of the opposition, he died in 1987.

Other notable Nigerians whose names cannot be left out in the history of the country Nigeria include: General Sani Abacha, Chief Moshood Abiola Olawale, Chief S.L. Akintola, General Ibrahim Babangida, and Chinua Achebe.

Table 3.1 below shows a summary of Nigeria's history, from Pre Colonial Period to Post Colonial Period.

Table 3.1: Summary of Nigeria's History

<b>Period</b>	<b>Brief Notes On Events During These Periods</b>
1450-1850	Nigeria started to experience contacts with Europeans, leading to increase in the economic, social and political sectors. Mostly trade in slaves dominated.
1804	Islamic revolution began in Nigeria which led to the creation of the Sokoto caliphate.
1861	The Annexation of Lagos Nigeria as a crown colony.
1900	The creation of the Northern Nigeria protectorate.
1908	Protest in Nigeria as a result of water rates fuelled by journalist Macauley Herbert with reports in newspapers criticising the colonial government.
1925	Creation of (WASU), west African Students Union.
1944	NCNC, National council of Nigeria and Cameroons was founded by Nnamdi Azikiwe, which fought for Nigerians Independence from British Colonial rule.
1948	First Nigerian University established in Ibadan Nigeria.
1960	Nigeria gets independence from British Colonial masters, October 1 <sup>st</sup> .
1963	Nigeria had an indigenious president, becoming a republic therefore replacing the Queen of England.
1967	The sovereign Republic of Biafra was established by Emeka Ojuku, May 30 <sup>th</sup> .
1975	Coup on July 30 <sup>th</sup> , ending the regime of General Gowon by General Murtala Mohammed.
1976	General Murtala Assassinated in an unsuccessful military coup.
1979	Civilian administration of Alhaji Shehu Shagari comes into power as president.
1993	June 12 presidential elections held, with chief M.K.O Abiola emerging winner.
1998	General Abacha dies, June 12.

### 3.2.2 Geography of Nigeria

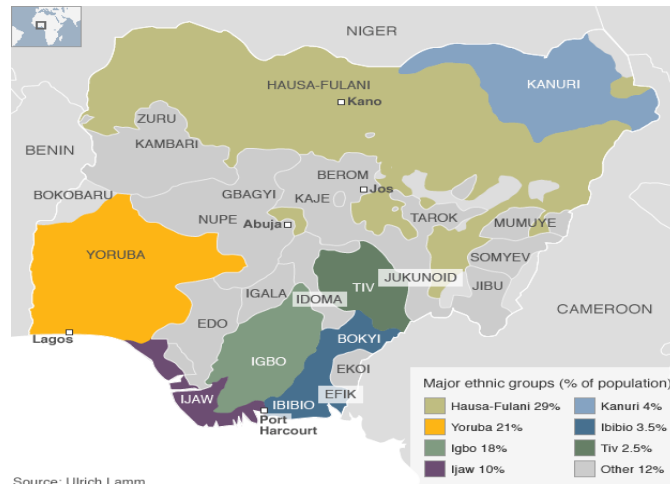


Figure 3.1: Map showing the location of Nigeria in Africa. (URL 4)

The country Nigeria is located in western part of Africa on the golf of Guinea, situated between Benin and Cameroon having a land mass of 923,768 square kilometres with about 13,000 square kilometres of water. It shares borders with Niger republic to its North, Chad and Cameroon to its East. The River Niger, River Benue, Jos plateau, Mambilla Plateau, Highlands of Adamawa are some notable geographical features in Nigeria. Two climatic seasons are experienced within the country. The dry (very humid) and the rainy (damp) seasons (Okoye, 2010).

### 3.2.3 Overview of the Architecture in Nigeria before the British Colonial Period

The connection between the traditional architecture of Nigeria and the contemporary architecture is very weak. Islam is seen to play a role in the modern architecture of Northern Nigeria while the influx of ex-slaves which were mostly from Brazil and the presence of Colonial masters have most effect on the architecture of the Southern parts of the country. Most importantly is the fact that the architecture in most part of Nigeria i.e prior to the coming of Colonial masters and the return of ex-slaves from Brazil made use of locally sourced materials as Stone, Earth, Thatch for roofing (Tofa , 2011).



Source: Ulrich Lamm  
 Figure 3.2: The Nigerian Map showing major ethnic groups.

### 3.2.3.1 Architecture of the Igbo's

The architecture of the Igbo's of Nigeria is evident in their compounds design. The compounds varied in shape size, arrangement, providing shelter for the entire members of the family living within the compound. Usually, the Igbo traditional compounds are protected by a wall at the boundaries having one main entrance to the compounds. Often some traditional Igbo compounds had a door at the back, this door serves as an escape route in terms emergency situations (Chikwendu, 1987). Basically, features common to the traditional architecture of the Igbo people include: massive compound gates, meeting places for friends and family members, shrines which are usually not common this days (Dmowoski, 1990).




Figure 3.3: Picture showing the traditional architecture of Igbo's.  
(Chikwendu, 1987)



Figure 3.4: Photos from interior of Igbo traditional house. (URL 5)



Figure 3.5: Picture showing the elaborate Mbari decorations in traditional Igbo architecture. (URL 6)

### **Building Materials Used By the Igbo's and Construction techniques**

Thatch, grass, loam and timber are the most common and basic building materials employed by the Igbo's in construction of their traditional dwellings as stated by Dmochowski (1990) accordingly:

Loam: Earth used for construction by the Igbo's is usually dug around the middle of the wet raining season from pits which are situated close to the sites where the building is to be located. It is usually sourced after the topsoil is removed to expose the clay soil beneath. The clay is then mixed with water and young boys are employed to step on them with their feet's to achieve a perfect mixture.

Timber: Timber employed in the construction of Igbo traditional houses were usually hard wood sourced from the rainforest (Iroko and Ukpi), they were used in making posts and beams for the buildings. These hard woods were known to be termite resistant and last for long periods of time.

Thatch: In constructing the roofs to their traditional houses, the Igbo's made use of two basic techniques, either palm fronds or grasses. Both materials are sourced from the immediate environments. In buildings where palm fronds are used, they are laid horizontally along the roof with the middle parts of the palm fronds neatly touching each other. Grass (akirika) used for thatching of the traditional buildings of the Igbo's is referred to as ejo. Two kind's of strings were usually used in making the grass ready for use in thatching, both of these strings are gotten from the mid ribs of palm fronds which are readily available in Igbo communities (Dmochowski, 1990).

#### **3.2.3.2 Architecture of the Yoruba's**

Yoruba's of the Western part of Nigeria are one of the largest cultural groups found in the country. Construction of traditional houses of the Yoruba's was usually carried



out by different groups of labourers, some group extract the earth (mud) from pits, another group was tasked with processing the earth into malleable masses by the addition of water. Another group consisting of young boys and girls carried the processed earth to the building site. The walls in Yoruba traditional houses were between 3-6 metres high and 30-60 cm thick. The roofs to the houses were covered using thatch, the Yoruba houses were usually rectangular in shape possessing a single entrance gate which led to inner courtyards. In most of their traditional houses, the posts along the veranda are usually very ornamented which was done in the form of human figures. The beams, ceilings, lintels in Yoruba houses witnessed human and animal figures been carved on them showing the rich culture of the Yoruba's (Dmochowski 1990).



Figure 3.6: Picture showing a typical interior of traditional Yoruba house. (URL7)

Adeokun (2013) stated that compounds which were found in most traditional houses of the Yoruba's were the most relevant elements in the houses. This is because the compounds are places where family members come to unite as one and also help facilitate their trade. Thick walls were also a characteristic of the houses made of

mud and bamboo rafters or other timber products which were termite resistant and available.

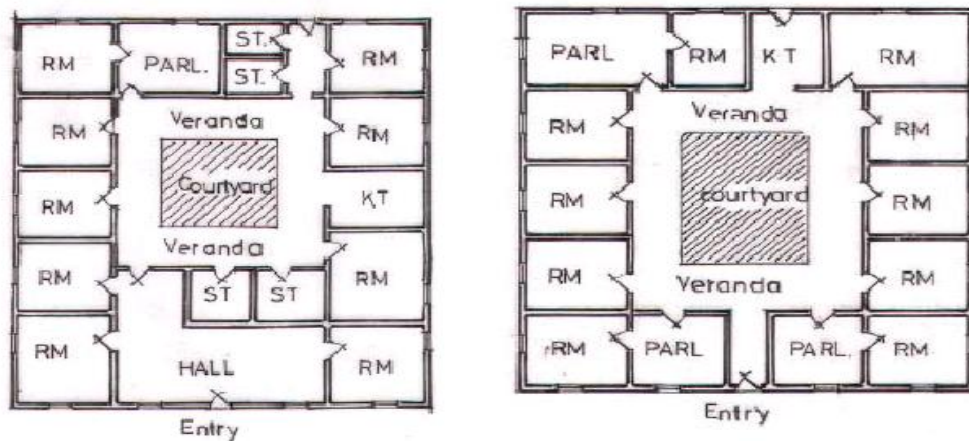


Figure 3.7: Compound house types of the Yoruba tribe in Nigeria. (Adeokun, 2013)

Palaces were the most endowed buildings by the Yoruba's because they are believed to hold and show the tradition of the people. Elaborate ornamentations were seen on the palace walls, ceilings, doors, gates and floors (Ijatuyi et al., 2012).

### 3.2.3.3 Architecture of the Hausas

The Hausas are located in the Northern part of Nigeria making up the largest ethnic group in the country. They are predominantly farmers and traders. The Hausas are mainly Muslims, thus religion affects their traditional architecture form. A typical traditional house of the Hausa people comprises of circular and rectangular units (Dmochowski, 1990). A homestead of the Hausa traditional architecture is made up of the Zaure, which is usually a multipurpose space and is the first point every visitor to the compound passes through. The eldest male which they refer to as the Maigida is normally found seated, he receives and entertains his visitors there. The effect of Islam on the traditional architecture is seen reflected on the spatial arrangement of their units, the practice of Purdah i.e the segregation among sexes which is according

to Islamic teachings makes it a necessity that all female members of the family are shielded away from the public. By so doing their huts are located far inside the compound, away from the main entrance (Adeokun, 2013). The traditional buildings were designed using decorations of different magnitudes on the mud walls, mostly the roofs in the houses were made using mud hence resulting in the roofs requiring constant repairs due to the nature of material used (Moughtin, 1964).




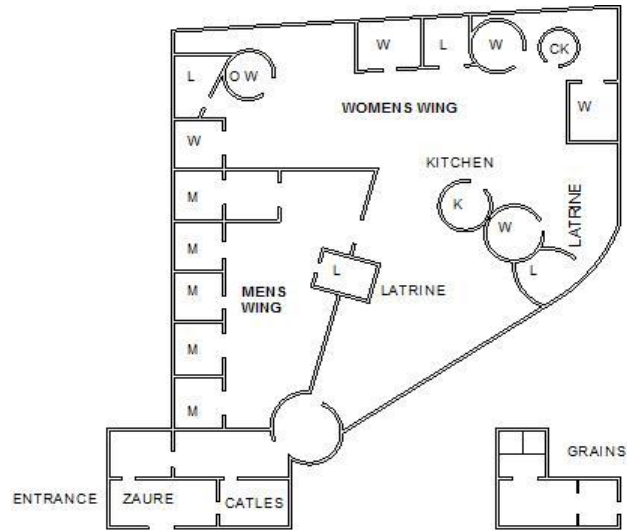
Figure 3.8: Picture showing traditional Hausa interior. (URL 8)



Figure 3.9: Picture showing elaborate decorations on mud walls in northern Nigeria. (URL 9)

Anselem et al (2010) mentions that the major building materials of the Hausa people include: Earth, Grass, Reeds, Timber and stones. The earth were dug from carefully chosen borrow pits, the bricks mortar and plaster were also made from the same source. The mud to be used to construct the house is spread on the ground and it is

been stepped upon using foot until it gets to a consistent state. The trampled earth is then mixed with grass (datsi) to improve the quality of the brick to be produced.


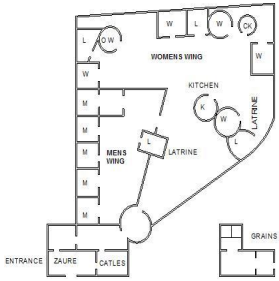

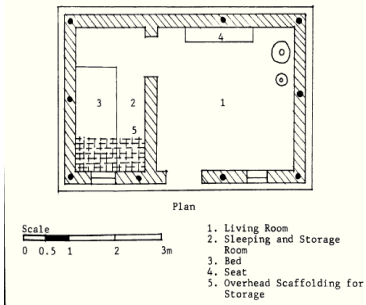

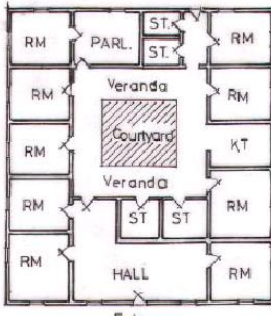


COMPOUND LAYOUT OF THE HAUSAS IN NORTHERN NIGERIA

Figure 3.10: Compound layout of traditional Hausa architecture. (Moughtin, 1964)

Table 3.2 below shows a summary of architecture in Nigeria before the British Colonial Period. It includes Hausa, Igbo and Yoruba traditional architecture.

Table 3.2: Summary of architecture in Nigeria before the British Colonial Period.

Traditional Architecture	Photographs	Plans
Hausa	 <p data-bbox="531 723 954 831">Photograph showing the interior of a typical traditional Hausa building. Constructed using mud and local materials.</p>	 <p data-bbox="1070 674 1350 689">COMPOUND LAYOUT OF THE HAUSAS IN NORTHERN NIGERIA</p> <p data-bbox="978 723 1394 779">Typical compound layout of the Hausas in northern Nigeria</p>
Igbo	 <p data-bbox="531 1290 954 1368">Photograph showing a typical traditional Igbo architecture. Constructed using mud and local materials.</p>	 <p data-bbox="1166 1133 1206 1144">Plan</p> <p data-bbox="1015 1155 1174 1189">Scale 0 0.5 1 2 3m</p> <p data-bbox="1206 1155 1366 1234">1. Living Room 2. Sleeping and Storage Room 3. Bed 4. Seat 5. Overhead Scaffolding for Storage</p> <p data-bbox="978 1279 1394 1335">Plan view of a typical Igbo traditional house</p>
Yoruba	 <p data-bbox="531 1839 954 1946">Photograph showing a typical traditional Yoruba architecture. Constructed using thatch, mud and other local construction materials.</p>	 <p data-bbox="1158 1783 1206 1794">Entry</p> <p data-bbox="978 1839 1394 1895">Plan view of a typical traditional courtyard compound type of the Yoruba's</p>



### **3.2.4 Overview of British Colonial Period in Nigeria**

The influence of the British Colonial masters in Nigeria started with the trade in black slaves which began in the 18<sup>th</sup> century. However this came to an end in the mid 19<sup>th</sup> century. Shokpeke (2009) stated that the major reason which led to Nigeria being Colonized by Britain was to get a constant supply of raw materials as cotton for their textile factories, palm oil and kernel for making soap and margarine, rubber for making tyres with other products, timber for furniture making with coal, tin and other raw materials which were in abundance in Nigeria. During the period of the British Colonials in Nigeria, diverse forms of architecture were introduced into the country, these new forms of building construction varied from the traditional forms of construction which were known in the country. They were either prefabricated buildings i.e. made in Britain and transported down to be assembled in Nigeria having roof overhangs with verandas, some of the buildings were however raised up on stilts (Anselem et al.,2010). Basically the outlook of buildings were said to have changed in Nigeria during the British Colonial Period due to the importation of new materials which were used in construction of buildings, materials like corrugated Iron sheets, Aluminum, cement, processed timber, synthetic paints were imported (Ogunsote, 2007).

According to Osasona (2005) during the British Colonial Period in Nigeria, different infrastructures like administrative buildings, schools, hospitals, warehouses, private residences were provided to make their administration in the country firm. Two storey building construction was also an innovation in Nigeria during this period which was a product of the British Colonials with the first Archetype situated in Badagry area in Lagos, Nigeria constructed in 1852. The unskilled local labour were developed and trained to expatriates level all in the effort to put these Colonial

structures in place. By doing so, even the traditional building constructions also became refined, due to the new acquired techniques in building and the availability of new durable building material.

### **3.2.5 Classification of building Types in British Colonial Period of Nigeria**

The British Colonials built different range of buildings in Nigeria during their reign in the country. The buildings types ranged from Government buildings, Educational buildings, Residential buildings, Religious buildings and others. Examples of such buildings are as follows:

#### **Government Buildings**

The need to establish government buildings around Nigeria by the British Colonial masters during their reign over the country was necessitated by the need to have firm grip over the country, to help in the betterment of their administration in the country. This however led to the construction of buildings as Post Offices, Law Courts, Museums and others.



Figure 3.11: Colonial Museum Building at Badagry Lagos, Nigeria. (URL 10)

Figure 3.11 shows a British Colonial type Museum building built at Badagry area of Lagos, Nigeria. As seen from the photograph, the historic building is still in good condition. The wooden floor material from the Colonial Period is still in place till

present which shows the durability of building materials from historic times. The Museum was established by the Colonials at Badagry Lagos, Nigeria to preserve relics and artefacts from Colonial times. Badagry being the center of Colonial activities had lots of relics from the Colonial Period.



Figure 3.12: Old Colonial High Court Building Race Lagos Island. (URL 11)

Figure 3.12 shows the photograph of an old Colonial Court building at Race area in Lagos state Nigeria. The building is still in use till present as a Court building. From the photograph, though the building is seen to be in a state of disrepair and seeking urgent intervention, it is still strong structurally as other Colonial buildings built during its period. As a result of the lawlessness witnessed in the society and due to the need to prosecute slave trade traffickers who still engaged in the act after the abolition of slave trade, the British Colonials deemed it necessary to establish the Law Court buildings in Nigeria.





Figure 3.13: Agodi Post Office Ibadan, Nigeria. (Author, 2014)

Figure 3.13 Shows a Post Office building from Colonial time. As seen from the photograph, the stone walls from the Colonial time are still intact and in good condition. The need to establish a Post Office building in Nigeria by the British was as a result of the need to pass information from Nigeria back to Britain. The Colonials back in Nigeria needed to communicate with their superiors in Britain, so the Post Office buildings were established to serve as branches of the Post Offices in Britain.



Figure 3.14: Colonial Hall Mapo Ibadan, Nigeria. (Author, 2014)

Figure 3.14 shows a Colonial era style City Hall in Mapo area of Ibadan Nigeria, as seen from the photographs the exterior and interior of the building shows evidence of British Colonial architecture. The building went through some rehabilitation works in the year 2007 after it was constructed in 1929. The building is seen to still stand strong. According to Mr. Kaseem an employee in the City Hall, the need for constructing a City Hall by the Colonials was as a result of the necessity to hold meetings with traditional rulers and members of the community. The Hall was used as a meeting point, were the people and the Colonial masters met to discuss on the growth and benefits of the society.

### **Residential Colonial Buildings**

The residential Colonial style houses were mostly constructed by the British Colonials in Nigeria to provide accommodation for their fellow British expatriates

and other workers in Nigeria who were of British origin. This was done to make them have a feel of home (Britain) even while in Nigeria. Only selected few influential Nigerians had such residents to themselves, mostly traditional rulers were provided which such residences.



Figure 3.15: Government House Building Enugu, Nigeria. (URL12)

Figure 3.15 shows a Colonial government house building constructed at Enugu state in Eastern Nigeria. From the photograph, it is seen that the building is still in good condition and still possess its Colonial character.



Figure 3.16: Approach and interior of Jakeal House at Lagos, Nigeria. (URL 13)

Figure 3.16 shows a residential Jakeal house Colonial building at Lagos, Nigeria. A residential building constructed for British railway workers during the Colonial period. The structure has undergone a restoration work but as seen from the photograph, all elements are as they were from Colonial times. Changes to the historic building are seen to be minimal. The building is presently used as a railway Museum.



Figure 3.17: Colonial Residential Building at Calabar, Nigeria. (URL 14)

Figure 3.17 shows a typical residential building built by the Colonials at Enugu Eastern Nigeria. As seen from the photograph, the building is still in place and the upper floor raised on wooden pillars, a familiar technique of construction during the Colonial Period.

### **Educational Colonial Buildings**

The need to establish educational buildings was necessitated by the lack of Western education, only Islamic education was available. Basically the people were mostly farmers, this made educating the people necessary by the introduction of Western form of education. This was aimed at helping the Colonials in communicating with the citizens. This led to the construction of such buildings.





Figure 3.18: Rumfa College Kano, Nigeria. (URL 15)

Figure 3.18 shows an educational building Rumfa College located at Kano state built during the Colonial Period in Northern Nigeria.

### **Religious Colonial Buildings**

Islam and African traditional religion were predominant in the country prior to the coming of the Colonials, they needed worship places which were not available. This necessitated the construction of worship centers and by so doing establishing a foundation for Christianity in Nigeria.



Figure 3.19: Cms Church Lagos, Nigeria. (URL 16)

Figure 3.19 shows a religious building built by the Colonials in Lagos Nigeria.

### **3.3 Overview of Cyprus and its British Colonial Period**

Cyprus is a small island located at the Eastern side of the Mediterranean, it is the third largest island in the Mediterranean Sea after Sicily and Sardinia. The island has been controlled throughout history over 4,000 years by settlers as the Mycenaean's, Phoenicians, Assyrians, Egyptians, Persians, Macedonians, Romans, Byzantines, Franco English, Franks, Venetians, Ottoman Turks, British and since 1960 by the Turkish and Greek Cypriots (Mustapha et al., 2009). Cyprus was under British Colonial rule gaining its independence on 16<sup>th</sup> August 1960. However, during the rule of the British Colonial masters, there was tension between the Turkish Cypriots and the Greek Cypriots, which were the two major communities inhabiting the island.

From historic time, the strategic position of the Island loaded a special mission upon it. The Island has been home to different communities with distinct races, civilization and religious beliefs in different periods (Ozay, 2005). The Island had been ruled by in an order of Phoenicians, Assyrians, Egyptians, Persians, Romans, Byzantines, English (A Queen of England was crowned here). The French, Venetian and the Ottomans and again the British Empire took over the rule of the Island in 1878 to 1960 (Ozay, 2005).

The architectural heritage of the island could be evaluated under four major groups which include: Early settlements, medieval period, the Ottoman Experience and the British Period. The architecture of the island has been influenced by several conquering states. According to Ozay (2005, p. 52 -75) the periods in the history of Cyprus are as follows:

**Stone Age (7000-3900 BC):** During this period, different communities lived in the island. Traces of these communities are still seen all over the island. These communities are found in Khirokitia, Sotira, Vrysi, Kalavassos Ayious, Erimi, Lemba, Lakkous.

**Chalcolitic Period (3900-2600 BC):** This period brought fame and wealth to the island. Copper was discovered and used during this period. It is believed that the island derived its name from the Latin word Kuprum which means copper.

**Early Bronze Age (2300-1850 BC):** During this period, economic centers were seen to develop on the island. Due to the discovery of copper, commercial and cultural relations with Asia, Egypt and the Syria were improved.

**Middle Bronze Age (1900-1600 BC):** During this period, trade and cultural contacts was witnessed between the island and neighbouring countries. Multi roomed buildings replaced the single structures of the early Bronze age.

**Late Bronze Age: (1650-1050 BC):** During this period, commercial activities flourished in commercial centers making the island a cross between the Eastern and Western cultures.

**Geometric Period (1050-750 BC):** This period is known as the “Dark Age” in the history of Cyprus as there is no much known information about the period.

**Archaic Period (750-475 BC):** During this period, the foreign lords comprising of Assyrians, Egyptians and Persians dominated Cyprus.

**Classical Period (475-325 BC):** Cyprus government changed hands between the Greek and the Persians. The Persians gained full control of the island after the Ionian revolt failed.

**Hellenistic Period (325-58 BC):** During this period, the over 200 year's rule of the Persians over the island was terminated by Alexander the Great. This resulted into Hellenistic rule in the island until the Roman annexation.

**Roman Period (58 BC-330 AD):** During this period, the island was divided into four districts: Amathus, Lapithos, Paphos and Salamis. New public buildings, roads and harbours were built by the Romans during this period.

**Byzantine Period (330-1191):** Cyprus began to play an important role in Christendom and Islam. The island was annexed in 647 by Muslim Arabs under the control of Muawiya. Within the next 300 years that followed, Cyprus changed hands between the Arabs and Byzantine Empire.

**Lusignan Period (1192-1489):** The Island was famous for its architectural innovations during this period. Churches and Monasteries were built on the island.

**Venetian Period (1489-1571):** Cyprus became a relevant and strategic military port against Muslim attacks. Fortification walls were built round Magusa, Lefkosa with most of the architectural buildings being military in nature.

**The Ottoman Period (1571-1878):** The Ottoman culture was introduced to Cyprus in 1571. This period witnessed the establishment of administrative, religious and



public affairs which related to the constitution of the state. The Ottomans converted disused Latin Churches into Mosques.

**British Period (1878-1960):** The British ruled over Cyprus after over 400 years sovereignty by the Ottomans. They applied new materials and techniques to the architecture of Cyprus during this period (see 3.3.3).

**The Turkish Federated State of Cyprus [Turkish Kibris Turk Federe Devleti] (1975-1983):** This was the name of the State of the region of Northern Cyprus declared in 1975 and existing until 1983. It was not recognised by the international community. It was succeeded by the Turkish Republic of Northern Cyprus.

**Turkish Republic of North Cyprus [TRNC] (1983- Present):** Turkish Republic of North Cyprus was established on 15<sup>th</sup> November 1983.

Table 3.3 below shows the summary of the History of Cyprus from the Stone Age to Post Colonial Period.

Table 3.3: Summary of Cyprus History

<b>Period</b>	<b>Brief Notes On Events During The Periods</b>
Stone Age (7000-3900 BC)	During this period, different communities lived in the island. Traces of these communities are still seen all over the island.
Chalcolithic Period (3900-2600 BC)	This period brought fame and wealth to the island. Copper was discovered and used during this period on the island.
Early Bronze Age (2300-1850 BC)	During this period, economic centers were seen to develop on the island due to the discovery of copper.
Middle Bronze Age (1900-1600 BC)	During this period, trade and cultural contacts was witnessed between the island and neighbouring countries.
Late Bronze Age: (1650-1050 BC)	Commercial activities flourished in commercial centers making the island a cross between the eastern and western cultures.
Geometric Period (1050-750 BC)	This period is known as the “Dark Age” in the history of Cyprus as there is no much known information about the period.
Archaic Period (750-475 BC)	During this period, the foreign lords comprising of Assyrians, Egyptians and Persians dominated Cyprus.
Classical Period (475-325 BC)	Cyprus government changed hands between the Greek and the Persians.
Hellenistic Period (325-58 BC)	During this period, the over 200 year’s rule of the Persians over the island was terminated by Alexander the Great.
Roman Period (58 BC-330 AD)	During this period, the island was divided into four districts: Amathus, Lapithos, Paphos and Salamis.
Byzantine Period (330-1191)	During this period, Cyprus began to play an important role in Christendom and Islam
Lusignan Period (1192-1489)	The Island was famous for its architectural innovations during this period.
Venetian Period (1489-1571)	Fortification walls were built round Magusa, Lefkosa with most of the architectural buildings being military in nature.
The Ottoman Period (1571-1878)	This period witnessed the establishment of administrative, religious and public affairs which related to the constitution of the state.
British Period (1878-1960)	The British ruled over Cyprus after over 400 years sovereignty by the Ottomans. They applied new materials and techniques to the architecture of Cyprus during this period.
Cyprus Republic (1960-1963)	During this period the Cyprus Republic was established. Cyprus got its independence from the British Colonial Masters, 16 <sup>th</sup> August 1960.
The Turkish Federated State (1975-1983)	This was the name of the State of the region of Northern Cyprus decelerated in 1975 ant existing until 1983.
TRNC (1983-Present)	Turkish Republic of North Cyprus was established.

### 3.3.1 Geography of Cyprus



Figure 3.20: Map of the Eastern Mediterranean showing the position of Cyprus. (Liesje, 2004)

Cyprus is the largest island on the Eastern Mediterranean, covering about 200km by 100km and the third largest island in the Mediterranean. The Cyprus Island is situated about 70km off the Cilician coast Anatolia, Turkey and about 120km off Northern Syria's coast to the Eastern part (Liesje, 2004). Turkish Republic of North Cyprus (TRNC) covers a total land area of 3,355km<sup>2</sup> being one third of the total land mass, having a population of 265,000 according to the 2006 population census (Sema et al., 2009).

### 3.3.2 Overview of the Architecture of North Cyprus before the British Colonial Period

The Turkish and the Greek Cypriots are the two major ethnic communities inhabiting Cyprus. The traditional architecture of North Cyprus is distinct from that which is noticeable in other surrounding environments. This traditional architecture of North Cyprus is however facing neglect and the house forms have been left to deteriorate with their heritages coming from thousands of years. Basically, the traditional North Cyprus house forms are developed according to the building materials which were available, the condition of the climate and the lifestyle of the people (Agrarian). This

agrarian form of living was the major determining factor of the traditional architecture form of North Cyprus (Dincyurek et al., 2006). A typical traditional Turkish Cypriot house usually reflects the Islamic Turkish culture, this came as a result of the conquest of Cyprus between 1571-1878 by the Ottomans, which made it a must for the Cypriots to adopt to the way of life of the Ottomans. Religion, environmental factors and people's way of life served as major force shaping these traditional built forms. A typical traditional house form of North Cyprus had no special provision for units like living room, dining area or bedroom as all the rooms within the traditional dwelling could serve these purposes. The climate was a major determining factor in the arrangement of the plans to the traditional houses, with all the rooms in the house being arranged around an open courtyard (Ozay, 2004).

Gunce et al (2007), states that the courtyard normally found in a traditional North Cyprus dwelling is a place where numerous activities take place. It is usually multipurpose in nature. Meals are made, eaten, vegetables are grown, and the family laundry is done all in the courtyard. Essentially, the first examples of traditional house forms of the North Cyprus people were rooms and single storey buildings. However, with the growing needs of the people, multiple rooms were constructed to meet up the demand.

Two distinct materials were used in constructing the traditional dwellings of North Cyprus, the mud bricks which are usually sundried and the stones. These materials are very good insulators making this traditional houses cool during the summer and hot during winter. Wooden beams were used to support the roofs to these traditional houses.



Figure 3.21: The unique traditional arcaded house of North Cyprus.  
(Dincyurek et al., 2006)

Fig 3.21 shows a unique traditional house type of North Cyprus. As seen from the photograph, the arcs are a common feature found in traditional North Cyprus buildings.



Figure 3.22: View from the interior of a traditional North Cyprus house.  
(Gunce et al., 2007)

Figure 3.22 shows a typical interior view of a traditional North Cyprus architecture, constructed using locally sourced building materials.

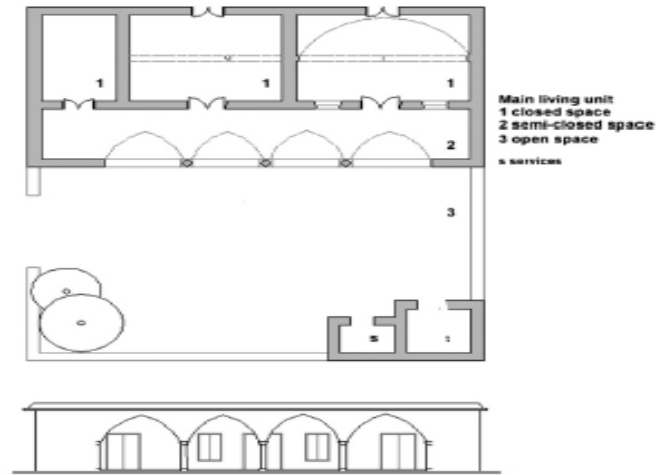


Figure 3.23: The most common forms of traditional North Cyprus dwellings. (Dincyurek et al., 2006)

Figure 3.23 shows a typical arrangement of units in a traditional Cypriot compound, with the columns and arcs. These elements are typical of traditional North Cyprus buildings. The open space as seen from the figure is a necessity for every traditional Cypriot house because a lot of activities like laundry, cooking and gardening take place there. It is a multipurpose space within a traditional Cypriot house.

### 3.3.3 Overview of British Colonial Period in North Cyprus (1878-1960)

The strategic position of the island in the Mediterranean Sea, resulted in the island being rule by distinct rulers, the British inclusive. These rulers came into the island with their different characters and tried to adjust to the already existing structures or dictate to the locals during the period of their rule (Varol, 2013). The opening of the Suez Canal in 1889, led to Cyprus being more strategically positioned in the Mediterranean due to its location on the main maritime trade between Europe and the East (Varol, 2013). Also the exploitation of raw materials as Copper in the Gemikonagi harbour of Lefke which is believed to be the source of the name of the island Cyprus coming from the terms Cyprium, cuprum and finally Cyprus which all means copper, this attracted the British (Altinbas et al., 2002). British Colonial

Period in North Cyprus saw the application of new materials and construction techniques to the architecture of North Cyprus, new rules and regulations with new culture were also introduced. The British Period was after the almost four hundred years of the Ottomans rule over the island. The period witnessed the construction of mostly Government buildings, residential houses and offices with most of these buildings still functional and in use at present (Ozay, 2005). The British Period in Cyprus however falls under two distinct categories according to the architectural approaches used, the First British Period 1878-1930 and the Second British Period 1930-1960 (Ozay, 2005).

**The First British Period 1878-1930:** The first British Colonial Period in Cyprus started from 1878-1930, it was regarded as the most respectful in the sense that this period paid keen respect to the existing cultures of the Venetians, Ottomans that were present before its arrival. This was also evident in political and architectural solutions on the island during this first British Period. Materials used for construction were sourced from the traditional Cypriot environment, yellow stone and adobe being the most popular materials of the time (Ozay, 2005). Balcony type house construction came into lime light during the 1880 to 1920, this is believed to have evolved from the bay window of the traditional Turkish houses which is an semi open space (Ozay, 2005).

**The Second British Period 1930-1960:** The first British Period in Cyprus gave rise to the second British Period, as a result in the changes in the political solutions witnessed in the island with the end of the First World War. The British were seen to show dominance on their countries of Colony Cyprus inclusive. This dominating effect was reflected in the architecture of that period with the Colonial style buildings

constructed with replicas of such buildings being found in other countries of British Colony. New ideologies were also introduced during this period neglecting the Turkish-Islamic lifestyle of the people. Women began to work in order to generate income for economic growth just as only the men were doing under Ottoman rule, this impacted on the architecture of the island. Concrete and reinforced concrete were seen to be applied in buildings during this second period, these were more advanced building materials and means of construction which varied from what was on ground before, marking an increment to the number of floors being constructed on the island and also making it possible to create buildings which are more spacious with wider openings (Ozay, 2005).

Great Britain established its rule over Cyprus in 1878 after an agreement reached between the British Empire and the Ottomans. The expectation of Cypriots that they would experience drastic changes in their political, social, economic lives and a union of the island with Greece under the British rule was not achieved, this however led to an uprising in October 1931 against the British Colonial masters by the Greek Cypriots. This made the British Colonials to be harsher with their measures on governance of the Cypriots (Antoniadou, 2007).

Georghio (2013) states that there were more than 700 British Colonial structures which are still surviving in Cyprus coupled with infrastructure of roads and other required facilities. He reiterates that the construction of these Colonial buildings fell into three distinct periods, the first being from 1878 up to the First World War during which Cyprus was occupied by Britain already but was not formally a Colony. The second period was when Cyprus was declared a British Colony formally in 1925, this was the period between the two world wars. This period witnessed more architectural



products in Cyprus from the British Colonials. The third and the final period was that which ranged from the Second World War to the islands independence (Georghio, 2013).

Cyprus was annexed by the British as a result of a war which was primarily against the Ottomans in 1914, becoming a crown Colony in 1925. One of the major reasons of occupying the island by the British was to help protect the Ottoman Sultan from the Russians. Britain was faced with two major problems on the course of administering over Cyprus, the first was to achieve a desired union with Greece, the second was the problem of keeping the two communities' i.e the Greek Cypriots and Turkish Cypriots together. The Association of Turkish minority on the island of Cyprus community was formed by the Turkish Cypriots in 1950 (URL 17).

The Greek Cypriots on the 15<sup>th</sup> January 1950 voted in favour of a referendum on a union with Greece seeing 95.7 percent of the Greek Cypriots voting in favour. The result didn't have any effect on the British rule of the island however. The deadlock gotten by the Greek Cypriots on failed unification attempts with Greece led to the creation of the National liberation anti Colonial struggle in 1955-59 by the National Organisation of Cypriots fighters (EOKA). The activities of this organisation led to the end of British Colonial rule in Cyprus. Archbishop Makarios III was elected the first president of Cyprus with Dr Fazil Kutchuk as his vice president on December 3, 1959 following an agreement signed in Zurich-London. The British Colonial period in Cyprus ended on 16<sup>th</sup> August 1960 (Antoniadou, 2007).

### **3.3.4 Colonial Architecture during the British Period in North Cyprus**

British Colonialists were known to introduce their style of architecture on their new lands of Colony (Georghio, 2013). Their method of construction were also

introduced into such lands, this was done to make them feel comfortable in the new environments. The most relevant reason was to prove or show the authority the British had over those lands which were been Colonised with the belief that Britain's values and way of life were superior to that of other countries. In rare occasions, the Colonials architectural style was seen to be influenced by the traditional architecture of the area, creating an architectural product resulting from the blend of the two cultures (Georghio, 2013).

### **3.3.5 Classification of building types in British Colonial Period of North Cyprus**

The British Colonials built different range of buildings in Cyprus during their reign in the country. The building types ranged from Government buildings, Educational buildings, Residential buildings, Religious buildings and others. Examples of such buildings are as follows:

#### **Government Colonial Buildings**

The need to establish government buildings around the island of Cyprus by the British Colonial masters during their rule was necessitated by the need to have firm control of the country. The setting up of these buildings helped in the betterment of the administration of the British in the country. This however led to the construction of buildings as Post Offices, Law Courts, Museums, Health buildings and others.




Figure 3.24: Colonial Law Court and Office building Nicosia, North Cyprus.  
(Aurthor, 2014)

Figure 3.24 above shows a Colonial era Law Court and Office building in Nicosia, North Cyprus. The need for the construction of the Court building was to bring about law and order within the society.



Figure 3.25: Photographs showing the Colonial Columns, Wooden Windows and ceilings from Colonial Period Post Office Famagusta, North Cyprus. (Aurthor, 2014)

Figure 3.25 above shows a Colonial Post Office building at Famagusta North Cyprus. As seen from the photographs, the character of the building from Colonial time is still in place, the upper floor was made using wood. The wooden doors and windows from Colonial time are still in good condition. The need to establish a Post Office in North Cyprus by the Colonials was however due to the need to bridge the communication gap, the Colonials working in North Cyprus needed to communicate with their fellow counterparts back in Britain.



Figure 3.26: Restored Colonial railway building in Evrychou Nicosia, Cyprus. (URL 18)

Figure 3.26 Shows a Colonial era railway building in Cyprus. From the photograph, the walls are built using stones, a common phenomenon of the architecture during this period.



Figure 3.27: The old Limassol Colonial Hospital built in 1922. (URL 19)

The need to provide better health care services for both the Colonials and the citizens necessitated the establishment of the health care buildings. This was because the health care systems available were not up to the standards of the Colonials.

## Residential Colonial Buildings

The residential Colonial buildings on the island were mostly design for the Colonials themselves. These residential buildings provided shelter for the Colonial masters while they governed over the administration of the island.



Figure 3.28: British high Commissioners Residence Nicosia, built 1933.  
(URL 20)

Figure 3.28 shows a typical residential building built by the Colonials at Nicosia Cyprus. As seen from the photograph, the building is still in place. Wood which is a major material used by the British in constructing their buildings during this period is used in this building.




Figure 3.29: Presidential Colonial Palace with royal crest Nicosia. (Given, 2005)





Figure 3.30: Latomia Caroes house, Kyrenia. Built in 1933. (Cyprus Today, 2013)

### **Educational Colonial Buildings**

The desire to introduce Western British style of education to the island which was predominantly an agrarian population necessitated the construction of the educational buildings.



Figure 3.31: English Colonial School 1939. (Cyprus Today, 2013)

Figure 3.31 Shows a Colonial School built by the British during their reign in Cyprus.

Colonial buildings from the past in both countries (North Cyprus and Nigeria) possess distinct architectural features from historic times, 1900-1960 for Nigeria and 1878-1960 for North Cyprus. The Colonial buildings are entirely new introductions to these societies, they vary from the traditional means of constructing buildings in both countries. This however necessitates the need for these Colonial heritage buildings to

be conserved and kept for the future generations. This is done using Adaptive Reuse which is a means of heritage building conservation as it relates to the selected Case Studies providing new potential uses to the selected Colonial heritage buildings from both countries. During the stay of the British in all countries they Colonised, they were believed to provide buildings which were necessary to help them govern properly.

### **3.4 Government approaches towards heritage buildings in Nigeria and North Cyprus**

United Nations Educational Scientific and Cultural Organisation (UNESCO world heritage) in its promulgations article 5, concerning the protection of heritage sites all over the world in 1972 at its convention, empowered each member country Nigeria and Turkey (North Cyprus) inclusive to establish agencies aimed at protecting their heritages, develop researches on these heritages, take legal and financial measures regarding to heritage protection in their territories. The laws and regulations regarding these historic buildings in Turkey are effective in North Cyprus.

#### **A. Nigeria**

The federal military government of Nigeria promulgated the Nigerian Urban and Regional Planning Laws in 1992, decree number 88 and decree number 18 subsequently in 1999 which was the amended version. It establishes the urban and regional planning laws in Nigeria, section 5 under execution section (Francis, 2014). This Decree allows the arms of government i.e. Federal, State and Local governments to establish and maintain:

- National Urban and Regional Planning Commissions
- State Urban and Regional Planning Boards
- Local Planning Authorities

Francis (2014, p. 4) further states that the 3 arms of government are required by law to establish her development control department to control and look over the functions falling into their different jurisdictions, this includes:

- i. Compiling a list of buildings of special architectural or historic interest and others.
- ii. Conditions for including building in the development control department list.
- iii. Control department to consult persons with special knowledge of interest in a building of architectural or historic interest.
- iv. Deposit of list of buildings of special architectural or historic interest with appropriate state or local government.
- v. Publish in the Gazette a list of buildings of special architectural or historic interest within its jurisdiction.
- vi. A listed building maybe demolished, altered or extended if the control department gives a written consent for the execution of the works on the listed buildings.”

## **B. North Cyprus**

An inventory of buildings in the historic urban quarters of North Cyprus as prepared by the Town Planning Department which is an authority dealing with heritage buildings in North Cyprus, Walled City of Famagusta, Walled City of Nicosia, Lefke and Girne, Salamis area, Antique Karpasia area, Dipkarpaz. These are all buildings worth preserving according to the new town planning law section 26. This is made possible with the help of the Antiquities Department by the approval of the board of Antiquities (Hoskara et al., 2015).

As stated by Hoskara (2015, p. 10) several approaches are employed by the government of North Cyprus in preservation of heritage, these heritages are classified under the following:



“Tangible cultural heritage in North Cyprus: Historic monuments, cities, sites and vernacular settlements.

Natural heritage in North Cyprus.

Intangible cultural heritage in North Cyprus: Handicraft, movable cultural heritage and oral traditions.”

The Antiquities law (Cap 31), which is enacted in 1935 and was amended in 1949 and 1959 includes provisions that focus on the protection of monuments and archaeological findings belonging to the period earlier than AD 1700 (Hoskara et al 2015).

According to Hoskara (2015, p. 16) the laws in North Cyprus relating to town planning were enacted in 1989 which served as the basis for the countries town planning, it included laws in conservation plans relating to conservation areas, with requirements for listing of buildings. The laws are as follows:

“Section 10: Planning authority is authorised to prepare Environment plan/special area plan, where there are serious problems, rapid development and renewal: for the areas, which are important with respect to historic architectural: cultural: natural resources, touristic, agricultural, housing, commerce, industry, transportation points of view.

Section 25: Authorizes the planning authorities to declare conservation areas, in collaboration with department of ancient monuments.

Section 26: Planning authorities and department of ancient monuments are responsible for preparation of a list of buildings which are of historic and cultural value and submit this list to the board of antiquities.”

According to Hardy (2013) the Turkish Cypriots Antiquities law provided by its administration after the declaration of itself as Turkish Federated State of Cyprus passed 3 pieces of legislation relevant to cultural property. The Abandoned movable property law, the abandoned immovable property law and the Antiquities law. The Antiquities law asserts that “assets that are known to exist on property and land or else all other kinds of monuments, with all moveable and immovable antiquities, that come to light in the future, on land belonging to state and other property under the ownership of private persons or legal entities, are the states property” (Hardy, 2013, p. 10). Possessors of illicit antiquities have based their claims on legal ownership or more precisely their rejections of the original owners claim of legal ownership, on the internationally-recognised states declaration of their nationalism on cultural property (Hardy, 2013).

### **3.5 Conservation of heritage in Nigeria and North Cyprus**

As stated by UNESCO 1972 article 6 which makes it necessary for all states where these cultural and natural heritages are situated should provide maximum protection for these heritages. In accordance to the requirements of the convention, the techniques employed by Nigeria and North Cyprus are as follows:

#### **A. Nigeria**

The preservation of heritage in Nigeria as stated by Oluwabukola (2014) is categorised under the following, the practices are already in place towards heritage management in Nigeria.

- a. Fencing: Fences are built round this heritage sites so as to prevent people from encroaching into these historic sites.
- b. Improved Documentation: Documentation of these heritage sites have been enhanced, more emphasis is laid on documenting the past history of Nigeria.

- c. Planning guidelines by regulating new development in old town area to secure heritage sites from communal demands: New architectures are usually controlled in areas where these heritages are situated, this is usually achieved through planning rules. However modifications to these heritages are allowed but entirely new developments are not allowed.

## **B. North Cyprus**

According to Hoskara et al (2015), the following provisions are made in the Antiquities law to preserve heritage in North Cyprus, they include:

- Preparation of an inventory of the historic buildings and listing.
- Determination of the conservation area and the boundary for the historic building.
- Grading the conservation area.
- Defining of the right and duties of the owners.
- Establishment, duties and obligation of the ' Board of Antiquities '
- Establishment of the 'Ancient Monuments Fund'.

Section 7 of the law had provision for listing, Board of Antiques (Part V- Sections 42-49), the legal basis for listing is being provided by the Board of Antiquities named as Supreme Council of Immovable Antiquities and Monuments. Section 20, provides basis for establishment, management and inspection of the Ancient monuments Funds.

## **3.6 Chapter Conclusion**

Table 3.4 below gives a brief summary of British Colonial Periods in the countries of study, Nigeria and North Cyprus. The construction materials, construction techniques, Colonial style columns, innovations in both countries and government approach towards heritage in both countries were discussed.

Table 3.4: Summary of British Colonial Period in Nigeria and North Cyprus

Item	Nigeria	North Cyprus
Construction materials	The construction materials used by the British were basically new materials introduced as Aluminum, Zinc, Cement, Timber with prefabricated building components.	The British Colonial Period in North Cyprus saw the introduction of new construction materials, materials as reinforcement, concrete and others. Unlike the British Colonial Period in Nigeria, the beginning of the British Colonial Period in North Cyprus saw the use of traditional building materials of the island.
Construction technique	An entirely new style and technique of construction was introduced by the British in Nigeria. The construction technique prior to the British Colonial Period basically mud and thatch construction, reinforced concrete construction was introduced with the coming of the British.	New architecture styles were introduced to the island as Nigeria, this was evident in the technique of construction.
Colonial style columns	British Colonial Period buildings in Nigeria were seen to possess a unique style of column (Tuscan and Doric orders) this was used to show the political and military might of the British in their buildings all over the country, some had decorated cornices.	The Tuscan and Doric order columns featured in most British Colonial Period buildings in North Cyprus just as in British Colonial Period buildings in other countries of the world.
Innovation (storey building construction)	The British Colonial Period in Nigeria brought about new innovations as the storey building construction which was unpopular before the coming of the British.	Unlike in Nigeria, storey building construction was evident in the architecture of the island before the coming of the British, multiple floor construction was introduced by the British.
Government Approach to heritage	Nigeria has legislative laws and regulations aimed at protecting these heritage sites, these regulations are overseen by the development control department.	North Cyprus also has legislative laws (Antiquities law) protecting its heritage. These laws are been adopted by the Town planning department.

Table 3.5 below gives a summary of the content of the Chapter. The location of the study areas, history, traditional architecture, British Colonial Period and British Colonial architecture in both countries were summarised.

Table 3.5: Showing a Brief summary of the Chapter

<b>Item</b>	<b>Nigeria</b>	<b>North Cyprus</b>
Location	Nigeria is located in the western Part of Africa.	North Cyprus is located in the Eastern Mediterranean sea.
Brief History	Most populous country in Africa with over 170 million people, got its independence from the British Colonial masters on October 1 <sup>st</sup> 1960.	Island Country with the major inhabitants being Turkish Cypriots. Also referred to as the Turkish Republic of North Cyprus. Got its independence from the British on 16 <sup>th</sup> August 1960.
Traditional Architecture	The materials used in the in Nigeria before the coming of the British were locally sourced materials from the immediate environment as mud, thatch, grass, timber.	The materials used in the in North Cyprus before the coming of the British were locally sourced materials from the immediate environment as sun dried mud bricks, yellow cut stones and timber.
British Colonial Period	The British Colonial Period in Nigeria started officially in 1900 and ended in 1960. Though it started after that of Cyprus, both ended in 1960.	The British Colonial Period in North Cyprus started in the year 1878 and ended in 1960. The British Colonial Period also ended in the same year with Nigeria (1960).
British Colonial Architecture	During the British Colonial Period in Nigeria, the Architecture of the country witnessed the introduction of new construction materials as cement, concrete, zinc, and iron in the construction of buildings.	During the British Colonial Period in North Cyprus, the first British Period 1878-1930 used the construction materials of the island in construction, whereas during the second British Period 1930-1960, new construction materials like concrete and reinforced concrete where introduced to the architecture of the country.

## **Chapter 4**

### **CASE STUDY ANALYSIS**

The British Colonials during their reign in various countries of the World had several lasting legacies which are still seen until present in these countries, ranging from infrastructures, road networks and other amenities. Buildings are the most remembered of these legacies brought by the British to these countries and most of them are still standing, functional and still in use till present. This Chapter looks at the selected Post Office from the British Colonial Period in Nigeria and North Cyprus. Analysis of photographs, plans of the selected Case Studies would be done, with comparatives being made on these buildings from both countries. Colonial Post Office from both countries selected as Case Studies are documented, analysed, with brief historical backgrounds discussed.

According to the Burra Charter (1999) in Chapter 2, which states that for conservation work to be carried on a place it should be preceded by preliminary studies so as to understand the place, this however should include drawings, documentaries and physical analysis. For this study an appropriate architectural analysis is conducted on the Case Study buildings. Unfortunately not all the plans to the selected buildings were available, where the architectural plans to the selected Case Study buildings are not available as a result of the long period of time in which the buildings were constructed, schematic plans were produced by the author to help

in the analysis of the buildings. This Chapter shows the result of the analysed Case Studies, findings and also the values possessed by the selected Case Studies.

#### **4.1 Analysis, Methods and techniques**

The analysis of the selected Case Study buildings from both Nigeria and North Cyprus used for the study would be done with proper discussions made on brief historical background of the buildings, stating the year in which these buildings were constructed and the period of construction in the case of North Cyprus which has two different British Colonial Periods. The construction technique employed in making each of the buildings with the type of materials employed in achieving this would be stated. The nature in which the structure of the individual buildings are, the location of the buildings with location maps and the values possessed by the buildings like Emotional, Cultural and Use values attached to them are discussed. A bubble diagram analysis showing the relationship between the indoor environments of each of the buildings with their indoor potentials explored. An architectural analysis is done for each of the buildings, showing photographs from different views within and outside the buildings. Floor Plans with sectional views from different segments of these historic buildings are provided to help in the proper analysis which was conducted.

#### 4.1.2 Colonial Post Office Mapo Ibadan Nigeria



Figure 4.1: Photograph showing the approach view of Colonial Post Office Mapo, Nigeria. (Author, 2014)

The British Colonial Post Office building Mapo is the first British Colonial Post Office building in Nigeria dating back to 1898. It is situated with other buildings from historic times like the Colonial law Court building, Mapo hall and the Olu Ibadans palace (traditional ruler). Figure 4.1 shows different views from the exterior of the Colonial Post Office building at Mapo Ibadan Nigeria. From the photographs as seen, the Colonial style Post Office building possessing British Colonial style of architecture and it is still in perfect condition. Also from the photo, elements which are synonymous to Colonial style architecture are seen like the wooden windows, the column and finishing on the wall surface.



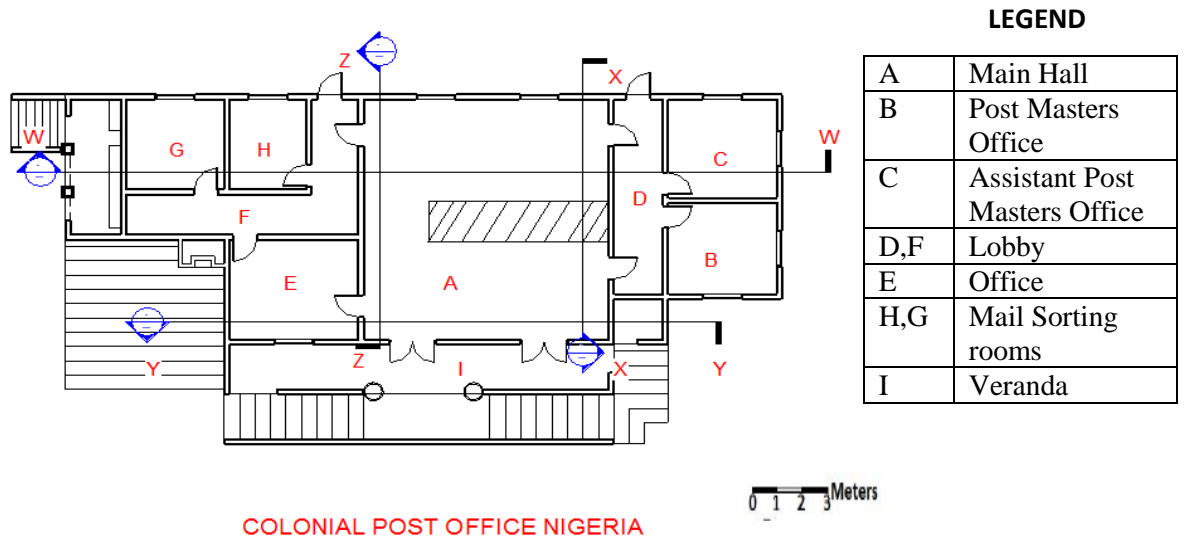
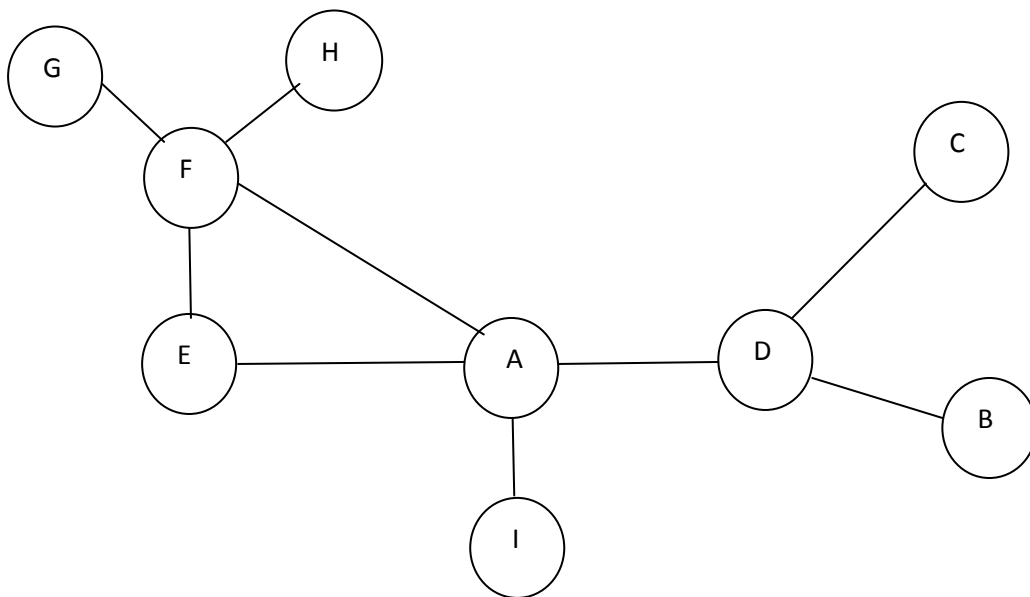


Figure 4.2: Ground floor plan to Colonial Post Office Mapo, Nigeria. (Author, 2014)



Bubble diagram showing the connectivity within the indoor spaces of the Colonial Post Office building Mapo Ibadan, Nigeria.

#### 4.1.2.1 History of Post Office Building

The postal service in Nigeria dates back to the 19<sup>th</sup> century, it was first introduced by the British Colonials during their reign in the country. The Colonial Post Office at Mapo located at Ibadan Oyo state Nigeria, was the first Post Office building constructed in Nigeria by the British, according to information gathered from an

interview with the Postmaster in charge of the Post Office, Mr. Abdulkareem. The Post Office was established in 1898. Since its construction by the British, the buildings use has never been changed as it has been used as a Post Office building since its inception.

The Post Office was designed to become a branch of the postal system in Nigeria by the British, the first being established in 1852. However alongside the Mapo Post Office at Ibadan, other Post Office buildings were subsequently established at Badagry, Epe, Ijebu-ode and Abeokuta by the Colonials. The first Post Office in Northern part of Nigeria was established in 1889. As at 1960 however, during the period Nigeria got its independence from Britain, there were a total of 176 Post Office buildings which were fully operational throughout the country URL (21).

#### **4.1.2.2 Construction Technique(s) of Post Office Building**

The construction style used in the Colonial Post Office at Mapo Ibadan Nigeria varied from the traditional form of construction which was in practice in the country at the time. The building was constructed using cement bricks, this varied from the traditional mud bricks which were used in construction in Nigeria during this period. The wall to the Post Office was given a stone like pattern finish on the exterior, this could be said to have been adopted from the traditional architecture of Nigeria where patterns are drawn on the surfaces of the mud walls to depict different scenarios in the life of the people. The ceiling to the building was made using high quality durable wood, ceiling made of wood was synonymous to British Colonial structures in the World at this time. This was also a new development in the architecture of the country because the traditional built forms were seen to have no ceiling only roofs covering the buildings. The openings in the building are made using wood as a material with the doors and windows. This was similar to that used in traditional

Nigerian structures during that period, the wooden openings in the Colonial Post Office is seen to have glass incorporated in them. Glass was a new material introduced by the Colonials to the country. The Pediment on the building's facade having a gable end at the building's roof was also an innovation to the architecture of the country, most traditional houses at that time in Nigeria were seen to have roofs made with mud or thatch. The zinc used to cover the building was imported by the Colonials, the columns on the buildings' approach were typical of Colonial structures over the World. The columns used for the Colonial Post Office building Mapo are the plain and simple type with no top decorative elements (cornice). The use of this type of columns was also a new introduction to the country as timber was the means of carrying the weight of traditional built forms in Nigeria at that time.

#### **4.1.2.3 Structure the Post Office Building**

The Post Office building since its establishment in 1898, over a hundred years still stands in good condition, this is credited to the qualitative construction technique employed by the British in constructing the building. Till present, no major structural deformation is evident on the buildings frame. From the Information sourced during an interview with the Post Master reveals that no major maintenance work has been carried out on the building since it was constructed.

## Location of Building

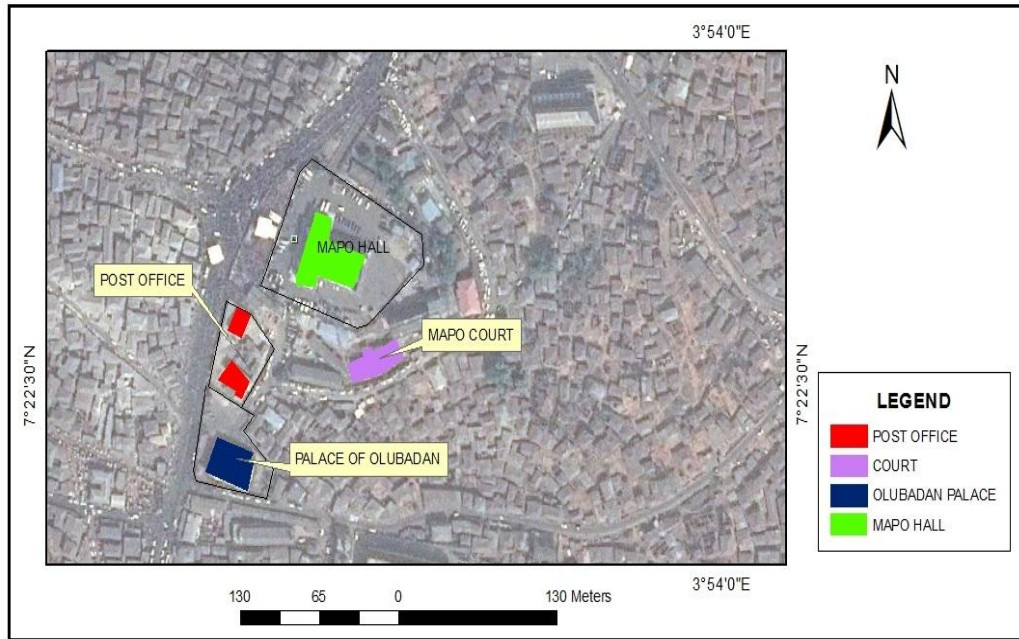


Figure 4.3: Location of Colonial Post Office building Mapo, showing other surrounding Colonial and symbolic historic heritage buildings. (Google Earth, 2015)

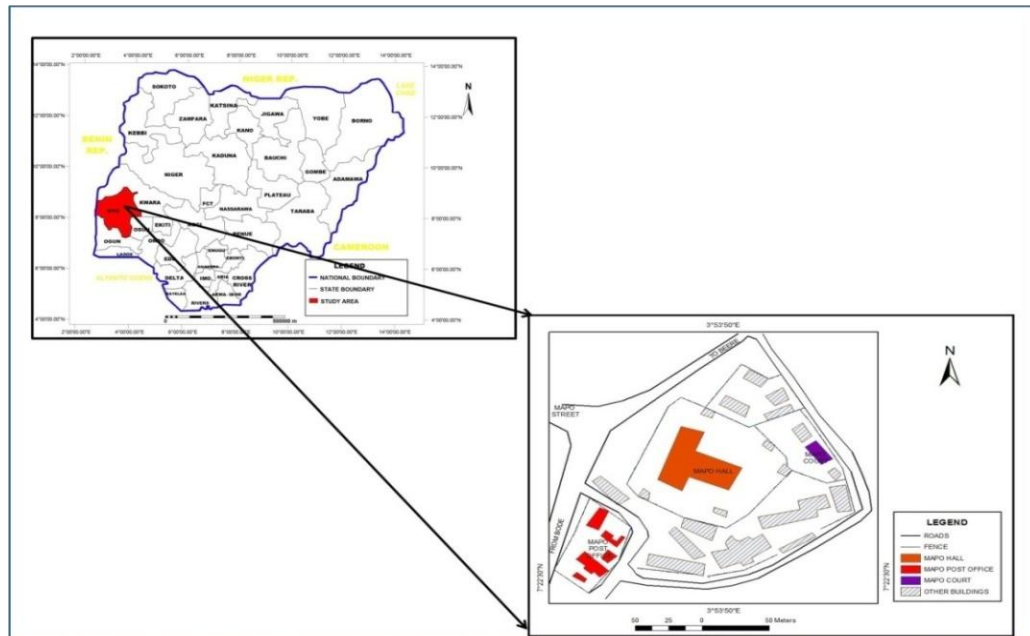


Figure 4.4: Location of Colonial Post Office building Mapo Ibadan on map of Nigeria.

The Post Office building is situated at the ancient City of Ibadan Oyo state Nigeria, which was formerly a part of Old Lagos state, Lagos being the heart of Nigeria's socio economic activities. The Colonial Post Office building is seen to be surrounded by other monumental buildings from the British Colonial Period in Nigeria and historical buildings, some of which include the Colonial Mapo Hall, Colonial Court building and Olu Ibadans Palace.

#### **4.1.2.4 Value Analysis of Post Office Building**

##### **Location, Land & Architectural Values**

Historic Colonial buildings' have played relevant roles in the Cities they are found, representing the styles and techniques of architecture construction of the period. Mapo Post Office being situated in the ancient town of Ibadan in Oyo state, close to Lagos state which is Nigeria's economic hub is an important feature in terms of the buildings location. It is located in a historic setting context with lots of several British Colonial buildings (Colonial Court, Colonial Mapo Hall) and other historic traditional buildings within the same environment. The land where the Post Office stand is very valuable owing to its closeness to the Olu Ibadan's Palace, the Traditional head of the Yoruba's in Ibadan. Also the architectural design has interesting aesthetic values which need to be considered, valuable architectural elements and construction styles of the past are evident in the Post Office building ranging from the pediments on the buildings approach, to the unique materials used in construction and also the finishing technique applied on the building.

##### **Economic Values**

The longevity of the materials used in the construction of the Post Office at Mapo is longer than that of its function, the variety of spaces within the building makes it flexible enough in use. This flexibility possessed by the building makes it possible

for adaptation into new potential economically viable uses. This serves as an economic revenue generator to the society in which the building is situated. Due to the historic relevance of the Post Office to the history of Nigeria's postal service, therefore adapting it into new use would make it a tourist attraction point for people to come, see and experience in the process generating revenue.

### **Cultural Values (Social and Cultural)**

Since the Colonial Post Office is a representation of the lifestyle in Nigeria, the Post Office building has effects on the identity of the area. Being the first Post Office building in Nigeria, it helps in improving the identity of the area. The building has a very symbolic value since it reflects the commencement of postal service in Nigeria, it is relevant in history of the Nigerian postal service. It gives a sense of the British Colonial Period in Nigeria.

### **Memory Values**

Historic heritage buildings carry memorial values. The Colonial Post Office building Mapo Ibadan, Nigeria possesses memorial value from the history of British Colonial Period in Nigeria. The Post Office building is a place of memory as it helps remind the residence about the British Colonial Period in Nigeria. The sight of this building helps the residents remember the era when posting of letters was the major means of communication.

### **Historical values**

The Post Office building has lots of historical values attached to it. Being the first Post Office building in Nigeria, it is relevant to the history of postal services in the country. Also being a building from the Colonial Period it serves as one of the

countries built heritages from the British. The long period of time (1889) which the building was constructed makes the building valuable in history.

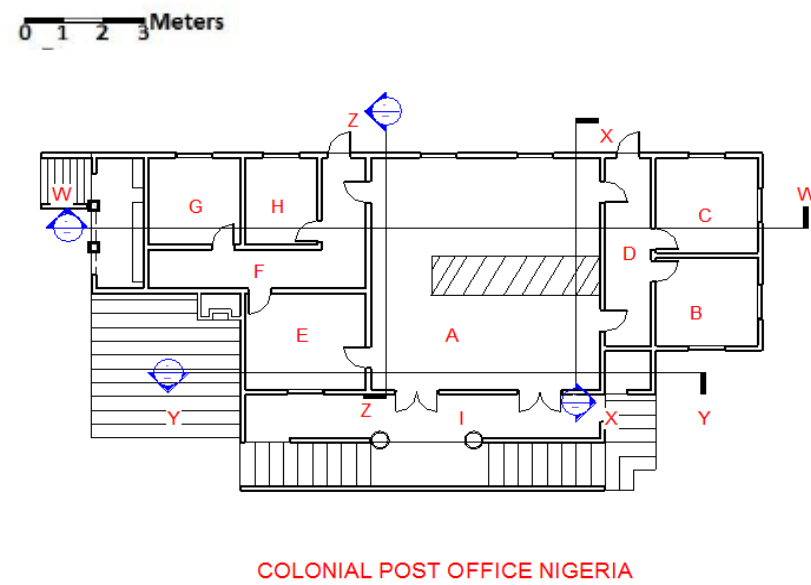
#### **4.1.2.5 Architectural Analysis of Colonial Post Office Mapo Ibadan Nigeria**

The level, nature of openings and the organisation of space within an historic heritage building plays a major role before such a building could be put into new use. The nature and type of columns, type of roof on the heritage building, materials used in construction of these buildings are important in having a suitable analysis of these buildings. “Extensions and the type of the structure are determined according to its new function and also new selected function will have effects on adding or removing any part of the building” (Golmakani, 2011, p. 82).

The Colonial Post Office building at Mapo Nigeria is still sound structurally, inspection of the building shows no structural deformations, even with the long period of time in which the building has been standing. The building was constructed using sand blocks with its external wall finished using a stone like surface appearance. The roof was covered using sheets imported into the country from Britain during the Colonial Period. The organisational arrangement of the spaces within the Colonial Post Office building is done using a new design pattern different from that which was practiced and well known within the country as at then. The building is seen to have different entry points. As seen from the organisation of the spaces within the building, two entry points are found at the front with two other exit points at the back. The openings found in the building are rectangular in shape and made using wood which was a common material used by the British in constructing their buildings. The sizes of these openings are seen to vary from space to space due to various needs in different space requirements. The original wooden Colonial ceilings are still present in the building and are still in good condition.

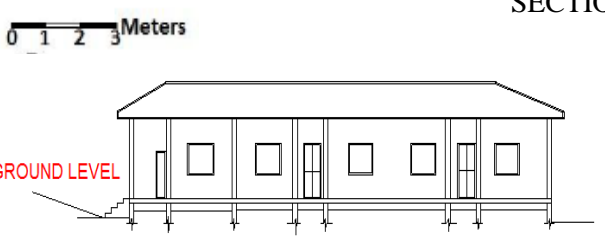
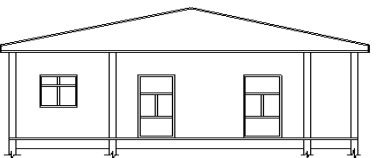
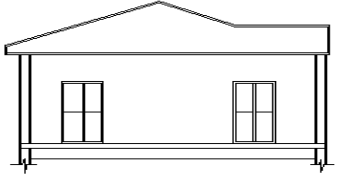
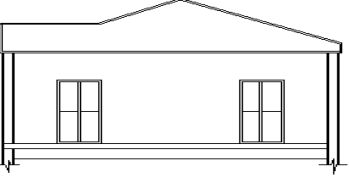
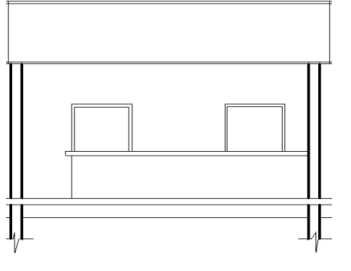
## COLONIAL POST OFFICE BUILDING MAPO IBADAN NIGERIA

Photographs of Colonial Post Office Mapo Ibadan Nigeria	
	Photo showing historic wall patterns on the exterior wall to Colonial Post Office building Mapo Ibadan Nigeria
	Photo showing the original wooden ceiling used in the Post Office building
	Photo showing the original counter used since the inception of the Post Office
	Photo showing Doric column type typical of British Colonial heritage buildings with historic Post office mail boxes.



### LEGEND

A	Main Hall
B	Post Masters Office
C	Assistant Post Masters Office
D, F	Lobby
E	Office
H,G	Mail Sorting room

Sectional views through Colonial Post Office Mapo Ibadan Nigeria	
	SECTION W-W
	SECTION Y-Y
	SECTION Z-Z
	SECTION X-X
	Sectional view showing the colonial Post Office counter with wooden openings

As seen from the photos and plan, the Colonial Post Office building in Mapo area of Ibadan Oyo state Nigeria, the wooden historic ceiling used in the interior of the building is still in good condition. The historic Post Office counter is also still standing. The historic Doric columns typical of British Colonial buildings are seen employed in the building as seen from the photos. The stone like patterns on the exterior walls to the building should be preserved even with the new use of the building. The Post Office mail boxes seen from the photos should also be conserved and retained with the new re-functioning idea of the building, as it is the most important fixture of the building which specifies the original use of the building even within the new function of the building.

Table 4.1: Analysis of drawings and photos from Post Office building Nigeria



### 4.1.3 Colonial Post Office Building Nicosia North Cyprus

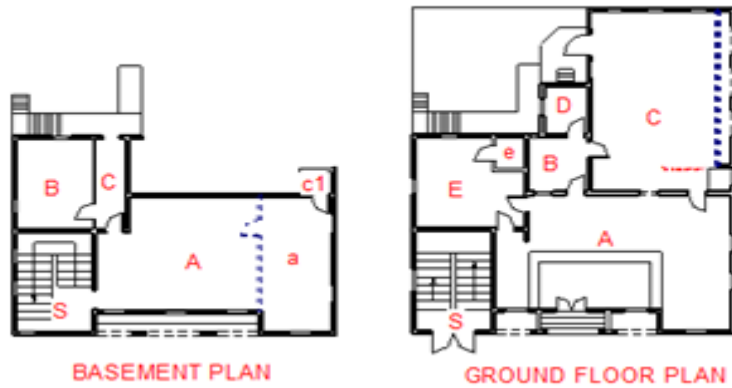


Figure 4.5: Photograph showing the approach view of Colonial Post Office building Nicosia, North Cyprus. (Author, 2014)

The Post Office in Nicosia, North Cyprus was constructed by the British Colonials in 1925 during the first Period of British rule in Cyprus, located within the historic Walled City of Nicosia, North Cyprus.

Figure 4.5 Shows the approach view to the Colonial Post Office building at Nicosia North Cyprus. From the photograph, the Colonial era style columns, wooden windows and Colonial style arch are seen on the Post Office building. The plans for the Post Office building were gotten from drawings taken from Ministry of *Bayindirlik ve Ulastirma Bakanligi, Planlama ve Insaat Dairesi-2002* archives and redrawn by the author in order to achieve a proper architectural analysis of the building. The plans have been used in Figure 4.6, Table 4.2, Table 4.3, Table 4.4 and Table 4.5 respectively.

0 1 2 3 Meters



**LEGENDS**

BASEMENT		GROUND FLOOR		FIRST FLOOR		SECOND FLOOR	
A	Sorting Room	A	Main Public Hall	A	Circulation Space	A,C	Space for future expansion
B	Office	B	Office	B, G	Office	B	Kitchen
C	Lobby	C	Sorting office	a1, a2	store	D	Office
c1	Spiral stair case	E	Post Masters Office	J,C	Account Branch	S	Stair case
S	Stair case	e	Toilet	H	Island Post master		
		S	Stair case	I	Chief Clerk		
				E	Assistant Post master		
				S	Stair case		
				D	Lobby		

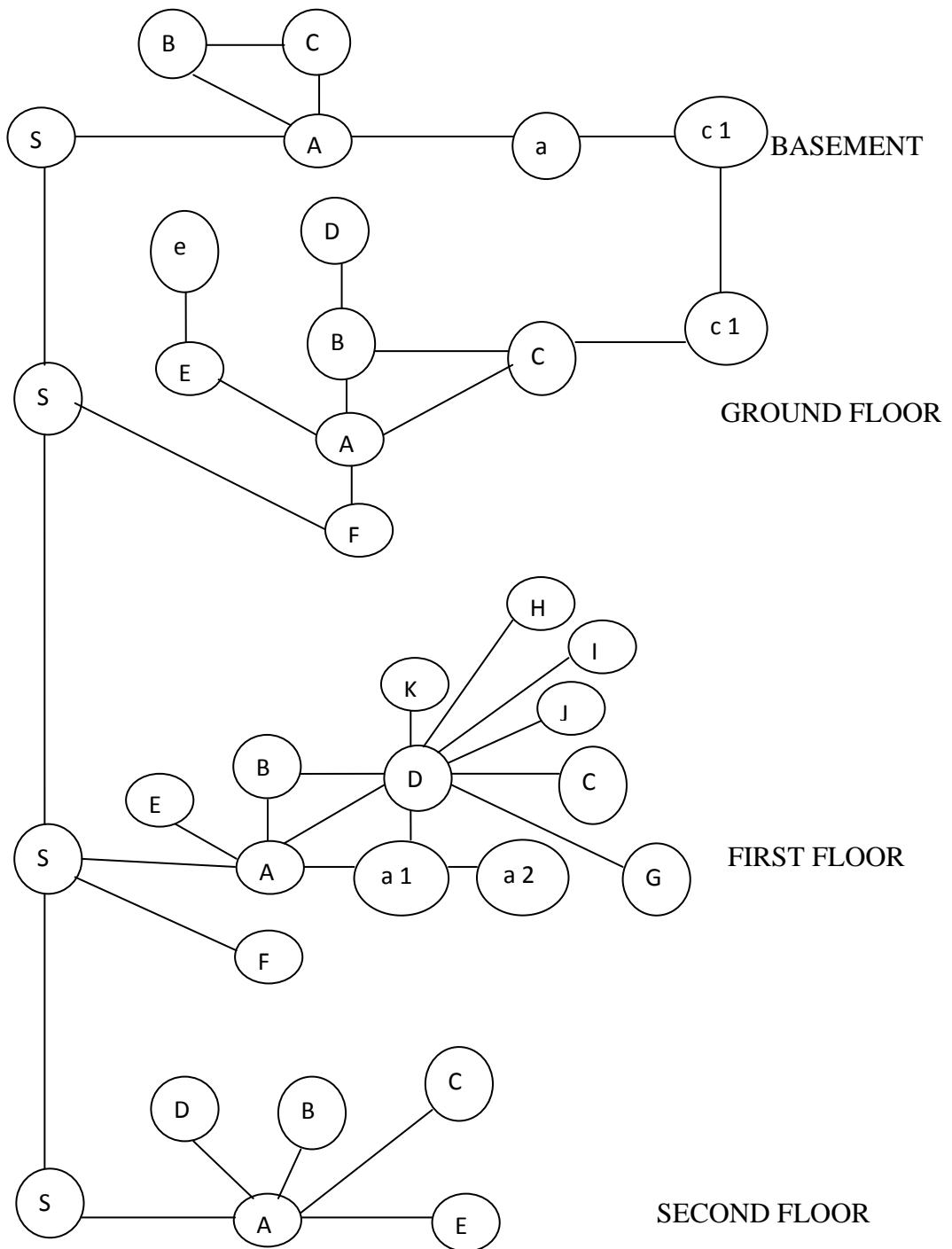
Figure 4.6: Plans and Legends to Colonial Post Office building Nicosia North Cyprus. (Author, based on drawings taken from Ministry of `Bayindirlik ve Ulastirma Bakanligi, Planlama ve Insaat Dairesi-2002` archives, 2014)



Figure 4.7: Photograph showing street scape views from outside the Colonial Post Office Nicosia, North Cyprus with other nearby historic heritage buildings. (Author, 2014)



Figure 4.8: Colonial era photograph showing views from outside the Colonial Post Office Nicosia, North Cyprus during the British Colonial Period. (URL 22)



Bubble diagram showing the connectivity diagram within the indoor spaces of the Colonial Post Office building Nicosia, North Cyprus.

#### 4.1.3.1 History of Post Office Building

The Post Office building was constructed in 1925, the building was one of the magnificent public buildings constructed between 1918 and 1926 when Malcolm Stevenson was high commissioner and later governor of Cyprus. The overblown design of the Post Office building was a reflection of the pomposity which characterised Malcolm Stevenson's governance of Cyprus (Morgan, 2010). The Sorting Office for mails is located on the ground floor with the Post masters Office also on the ground floor. The basement floor was used for keeping of parcels. The first floor however was allocated to the assistant Postmaster with other adjoining offices. The second floor was specially designed to accommodate future expansions. Renovation work on the Colonial Post Office building commenced in 1989 and was completed in 2003. Till present, the building is still used as the main Post Office building in Nicosia, North Cyprus (Georghiou, 2013).




Figure 4.9: Showing the Photo of the Nicosia Post Office before and after renovation. (URL 23)

After the British rule in Cyprus and the creation of the Cyprus republic in 1960, the Post Office was relocated and the building was put into different uses, at a point it was used as a radio broadcasting station. The building was constructed in 1925 by the British Colonials during their reign in North Cyprus, in 1989 the building was in a state of disrepair and only the ground floor was useable (URL 24). The Post Office

building served as signifier of the British Empire, it was a target of a bomb attack by the National Organisation of Cypriots fighters (EOKA) in 1950. The model used in constructing the building was the Italian Palazzo, built using sandstone, ashler (Georghiou, 2013).

#### **4.1.3.2 Construction Technique(s) of Post Office Building**

The technique of construction used for the British Colonial Post Office building Nicosia, North Cyprus is similar to that used in the traditional Cypriot structures in terms of material used. The building falls under the first British Colonial Period of Cyprus being constructed in 1925. This period is seen to respect the architectural practices in place, this was before the First World War, yellow cut stones were used in the construction of the building, a durable mode of construction used by the locals from the period of Venetians to that of the Ottomans. The building however varied from the traditional Cypriot mode of construction which provided courtyards in their structures. As seen from the approach view of the Post Office building in Figure 4.5, the Colonial columns on the first floor to the second floor of the building, which was an innovation to the architecture which normally employed the post and lintel technique by the use of wood to support superstructures. The top and base to the column are seen to carry elaborate decorative cornice elements. Also decorative balustrades are used on the first floor balcony, balustrades in traditional Cypriot buildings were made using wood. The openings were also made using wood, this was a common practice in British Colonial buildings in the World. Figure 4.8 shows the arches constructed using cut stones with no reinforcement, the arches are still in perfect condition showing the uniqueness of the construction technology used by the British at that time.

#### **4.1.3.3 Structure of Post Office Building**

The three floor structure with a basement floor of the British Colonial Post Office building was made without the use of concrete or iron reinforcements, the building was constructed in 1925 which was prior to the commencement of the use of concrete in construction on the island by the Colonials. Though the Post Office building has been standing for a long period of time, the structure stills appears to be intact. The different levels of the building are carried on wooden made floors with no intermediate supports. This shows the qualitative nature of the building technique and materials employed during the buildings construction. Since the inception of the building, no major reconstruction has been carried out on it, except for the minor renovation which was carried out on the building in 2003. It included general repainting of the interior walls, refurbishing of the public hall with the Post Office counter and air conditioning units installed and mounted externally.



## Location of Building



Figure 4.10: Location of Colonial Post Office building Nicosia, North Cyprus. (Google Earth, 2015)



Figure 4.11: Location of Colonial Post Office building on map of Cyprus. (Adapted from Gholmakani, 2011)






Figure 4.12: Showing the location of the Colonial Post Office in the Walled City of Nicosia, North Cyprus. (Author, 2015)




Figure 4.13: Showing the roundabout leading to the Colonial Post Office building. (Author, 2015)



Figure 4.14: Photos from the street showing the direction towards the Post Office building with other surrounding historic heritage buildings. (Author, 2015)

The Post Office building is located at the historic Walled City of Nicosia in North Cyprus. Nicosia being the capital has lots of historical structures, a lot of which are situated in the Walled City. The Colonial Post Office building is surrounded by several monumental buildings from historic times, the British Colonial Law Court and Office buildings Nicosia North Cyprus being one of such buildings.

#### **4.1.3.4 Value Analysis of Post Office Building**

##### **Location, Land & Architectural Values**

The Colonial Post Office building is located in the historic Walled City of Nicosia, North Cyprus which is the capital. The structure is strategically located directly opposite another monument from the first British Colonial Period. This strategic location makes the building much more valuable because it is in an historic setting with lots of historic heritage buildings from historic North Cyprus positioned around within the same environment. The land upon which the Post Office building stands being situated in such an historic environment makes it a very suitable tourist destination hence increasing the value attached to the land. The interesting style of architecture employed in the construction of the Post Office building makes it a wonder to behold, the mystery of constructing buildings with numerous floors without the use of reinforcement and concrete could be witnessed in this building, as people could come study the architectural construction practices of the past used in the building therefore making the building an architectural asset.

##### **Economic Values**

Economic benefits are derivable from the Post Office building, aside from its potential of being a major revenue generator through tourism, scholars interested in unravelling and studying the mystery behind the constructions especially construction of the storey buildings without the use of reinforcement and concrete could make use of the building.

##### **Cultural Values (Social and Cultural)**

The Colonial Post Office building due to its location in the Walled City of Nicosia with lots of heritage buildings around serves as an identity of the area, the building is

one amongst others which gives an identity to that environment owing to the uniqueness of the architectural style used in constructing it. The relevance of the building to the commencement of postal services in North Cyprus coupled with the importance of the building to the history of the country from the British Colonial Period gives it a sense of history.

### **Memory Values**

Historic heritage buildings carry memorial values. The Colonial Post Office building Nicosia North Cyprus possesses memorial value from the history of British Colonial Period in North Cyprus. The Post Office building is a place of memory as it helps remind the residence about the British Colonial Period in North Cyprus. The sight of this building helps the residents remember the era when posting of letters was the major means of communication.

### **Historical values**

The Post Office building possesses several values attached to it. Coming from the British Colonial Period of North Cyprus, it is relevant because it serves as a heritage of the country. The building is important to the history of postal services in the country being one of the buildings marking the beginning of postal services.

#### **4.1.3.5 Architectural Analysis of Colonial Post Office Nicosia North Cyprus**

The level, nature of openings and the organisation of space within an historic heritage building plays a major role before such a building could be put into new use. The nature and type of columns, type of roof on the heritage building, materials used in construction of these buildings are important in having a suitable analysis of these buildings. “Extensions and the type of the structure are determined according to its

new function and also new selected function will have effects on adding or removing any part of the building” (Golmakani, 2011, p. 82).

The Colonial Post Office building at Nicosia, North Cyprus shows no deformation in its structure until present, bearing in mind the period in which the two floor building with a basement floor was constructed. Though the building was renovated in 2003, there are no signs of any structural corrections to the building. The architectural design of the building is more English than Colonial compared to the Colonial Court Buildings directly opposite it built by the British Colonials. The building was made using cut yellow sand stones, Corinthian Colonial columns with Classical Cornices, Wooden openings, Classical Balustrades, with French terra cotta tiles covering the hipped roof of the Building.

The space organisation on the different levels of the Post Office building is done providing adequate circulation space for different activities on different floors (Figure 4.6). The size of openings in the building are seen to vary from room to room, depending on the requirement. Inspection of the building shows the building to be in good condition structurally with no deformation or cracks witnessed. The openings are made using wood which is a typical material used during the British Colonial period. The Post Office building has an hipped roof and is covered with french style terra cotta roofing tiles. The columns on the buildings facade are the Corinthian type Columns as seen from Figure 4.5 and Figure 4.8.

PHOTOGRAPHS FROM DIFFERENT VIEWS OF THE BASEMENT FLOOR



Side entrance leading to basement and top floors



Colonial window from basement of Post Office building



High level windows used in the basement floor of the Colonial Post Office Nicosia

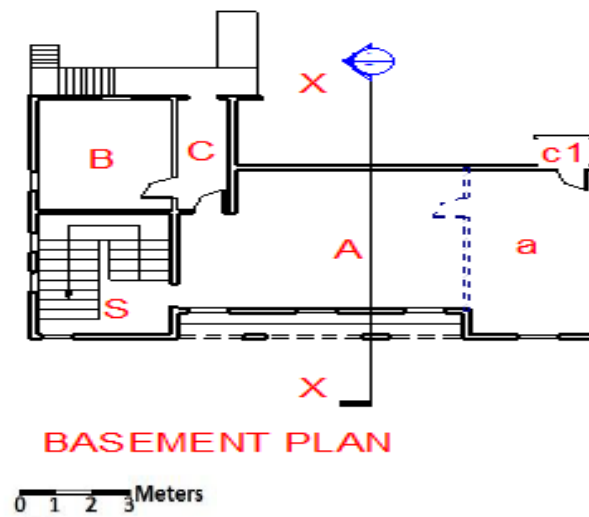


Photo showing wooden floor in basement



Iron bars used to demarcate a section of the basement floor

BASEMENT FLOOR OF COLONIAL POST OFFICE NICOSIA NORTH CYPRUS



**LEGEND**

A	Sorting Room
B	Office
C	Lobby
c1	Spiral stair case
S	Stair case

As seen from the Photographs, different views from the basement floor of the Colonial Post Office building. The original openings (doors and windows) are still present. Also the original wooden floor is still in place within the basement floor. The past lifestyle is still felt within this space due to the presence of all these historic fixtures within the basement floor. The historic spiral stair which leads to the basement from the ground floor is still in place and in good condition as seen from the photographs. The skylight fixed on the roof to the basement floor from the ground floor helps allow light into the basement thus helping in illuminating the basement.

Table 4.2: Analysis of drawings and photos from Post Office building Nicosia, North Cyprus.

PHOTOGRAPHS FROM DIFFERENT VIEWS OF THE BASEMENT FLOOR



Stair case leading to basement



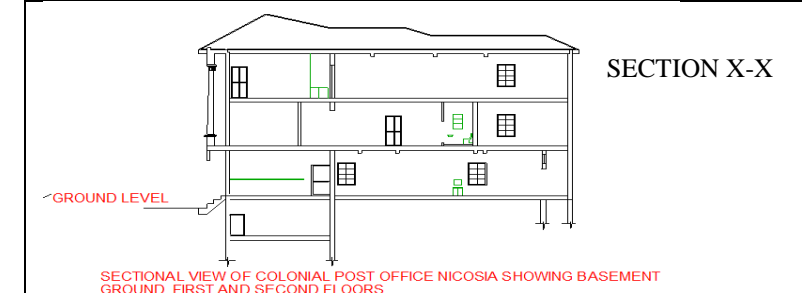
View from basement floor



Skylight from basement floor to illuminate the basement



Door leading to the ground floor from the basement floor through the spiral stair case





# GROUND FLOOR OF COLONIAL POST OFFICE BUILDING NICOSIA NORTH CYPRUS


## PHOTOGRAPHS SHOWING VIEWS FROM GROUND FLOOR



Main entrance into Post Office



Historic door on ground floor leading to (stair case area)



View from the main Post Office hall on the ground floor



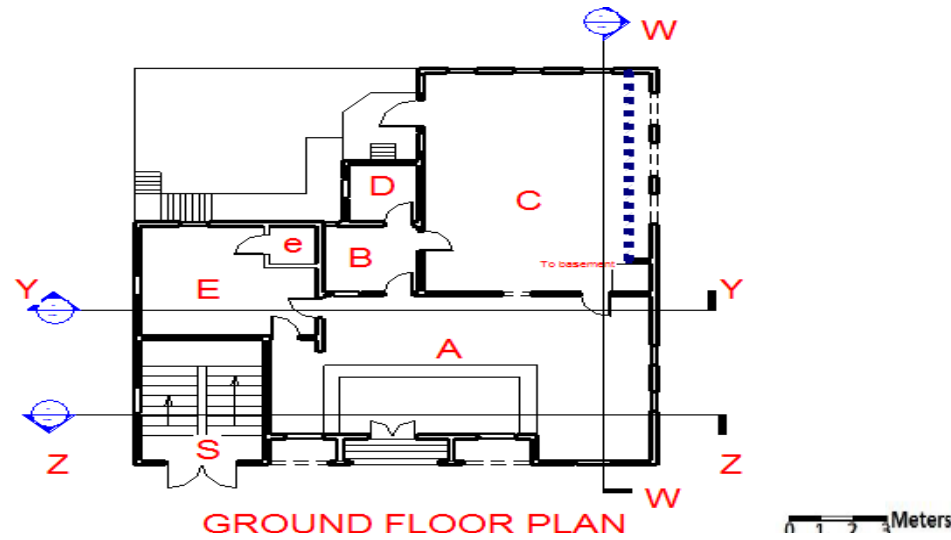
View showing the wooden upper floor been supported by beams



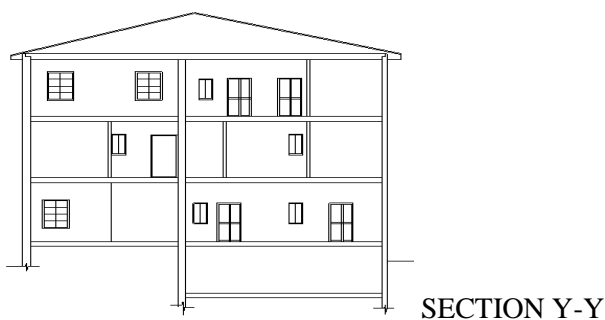
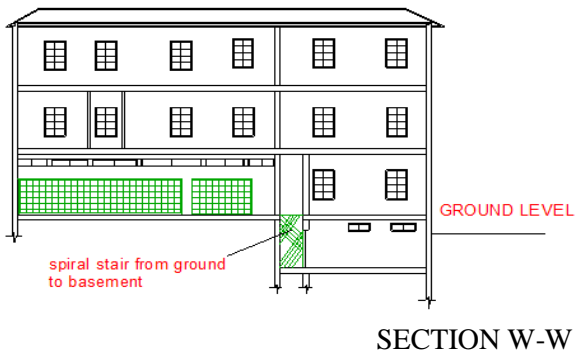
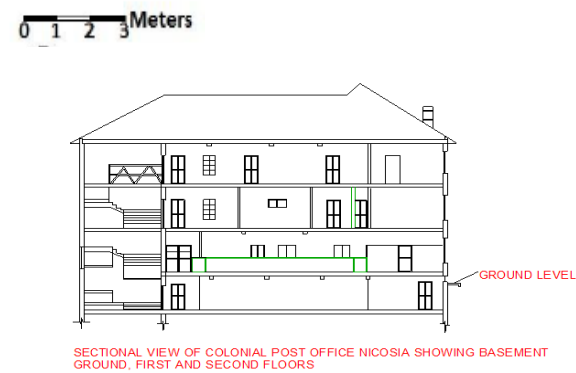
View from the mail sorting room of Post Office building

### LEGEND

A	Main Public Hall
B	Office
C	Sorting office
E	Post Masters Office
e	Toilet
S	Stair case



### SECTIONAL VIEWS



As seen from photos showing different spaces with the ground floor area of the building, the space with the most important fixture which holds the buildings character of being a Post Office is the sorting room which holds the mail boxes, high level windows are seen used all round the sorting room above the mail boxes to allow light into the space.

The wooden historic main entrance to the building as seen from the photographs which is still in good condition should be preserved. The iron beams and columns used to support the upper wooden floor are seen clearly from the sorting room area and the ceiling to the main Colonial Post Office hall Nicosia.

## PHOTOGRAPHS SHOWING VIEWS FROM GROUND FLOOR



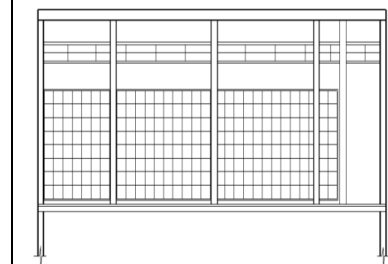
View from outside showing Post Office mail boxes on the ground floor



Shelves for different mails in main Post Office hall



View from inside of sorting room on ground floor



Schematic sectional view from space C for ground floor (Post Office box area)

Table 4.3: Analysis of drawings and photos from Post Office building Nicosia North Cyprus

**FIRST FLOOR PLAN OF COLONIAL POST OFFICE BUILDING NICOSIA NORTH CYPRUS**

**PHOTOGRAPHS SHOWING VIEWS FROM FIRST FLOOR**




Wooden cubicle on the first floor



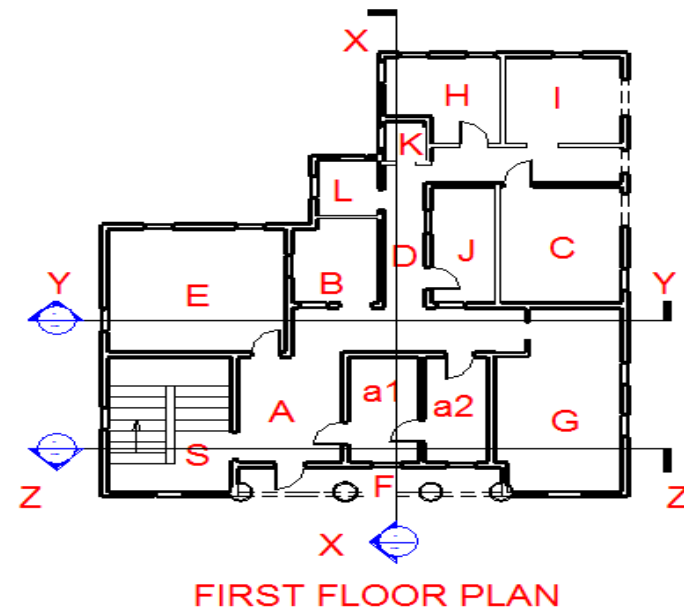
Photo showing Tuscan columns synonymous to British Colonial Period.



View showing the interior of first floor with carpet used to cover the original wooden floor



Stair case leading to the second floor area from first floor



**LEGEND**

A	Circulation space
B	office
a1,a2	Store
J,C	Account Branch
H	Island Post Master
I	Chief Clerk
E	Assistant Post Masters office
G	Office
D	Lobby
S	Stair Case

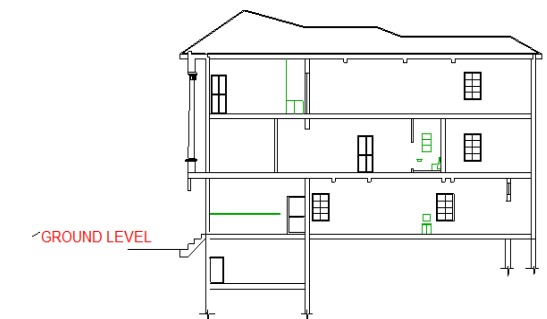
**SECTIONAL VIEWS**

0 1 2 3 Meters



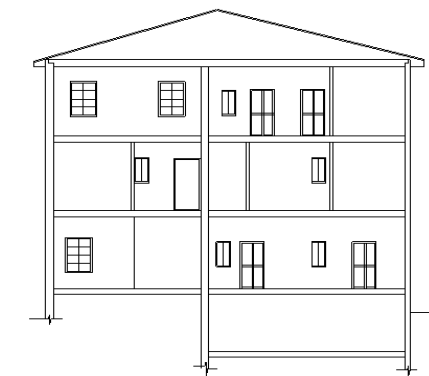
SECTIONAL VIEW OF COLONIAL POST OFFICE NICOSIA SHOWING BASEMENT GROUND, FIRST AND SECOND FLOORS

**SECTION Z-Z**



SECTIONAL VIEW OF COLONIAL POST OFFICE NICOSIA SHOWING BASEMENT GROUND, FIRST AND SECOND FLOORS

**SECTION X-X**



**SECTION Y-Y**

As seen from drawing (plan), different spaces making up the first floor of the Colonial Post Office building Nicosia. The historic wooden floor is been covered with rogue, a newly introduced material. This will help preserve the wooden floor. The historic wooden openings (doors and windows) in the different spaces within the first floor of the building are seen from the photos. The ceiling to this floor is made using wood as in other floors of the building as seen from the photos showing the lobby area. The historic Corinthian columns which was used by the British to show their myth in their countries of Colony is seen starting from the first floor as seen from the photo showing the Post Office exterior.

Table 4.4: Analysis of drawings and photos from Post Office building Nicosia, North Cyprus.

**SECOND FLOOR OF COLONIAL POST OFFICE BUILDING NICOSIA NORTH CYPRUS**


**PHOTOGRAPHS SHOWING VIEWS FROM SECOND FLOOR**



Kitchen to Post Office building on the second floor



Large open space on second floor (Future expansion)



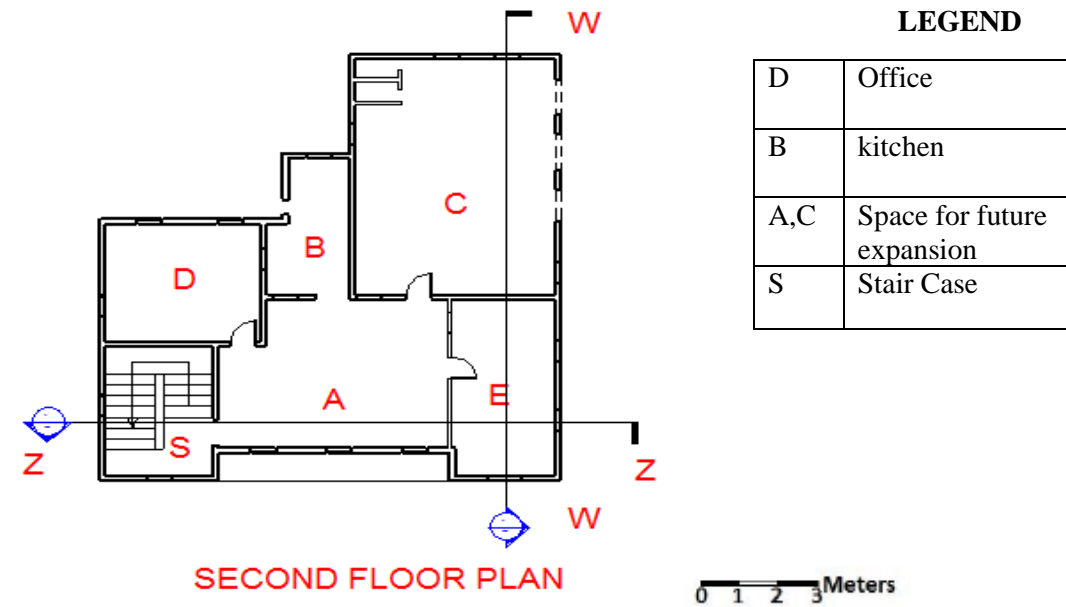
Toilets located on second floor



View from inside the Post Office building showing the wooden ceiling



Cemented stair case area leading to the second floor from first floor



As seen from the photos and drawings (plans) the second floor area to the Colonial Post Office building has large open space areas. From inception of the design of the building by the British Colonials, the floor was designed to accommodate for future expansions within the Post Office building. The historic wooden floor is seen to be covered with a new introduced floor covering material (rouge) this will help prolong the life span of the wooden floor. The floor houses the kitchen which serves the Post Office building and also as seen from the photos, toilets to help meet with the needs of the inhabitants of the building. The wooden ceiling used in the stair case to the second floor stair case area is also seen from the photos.

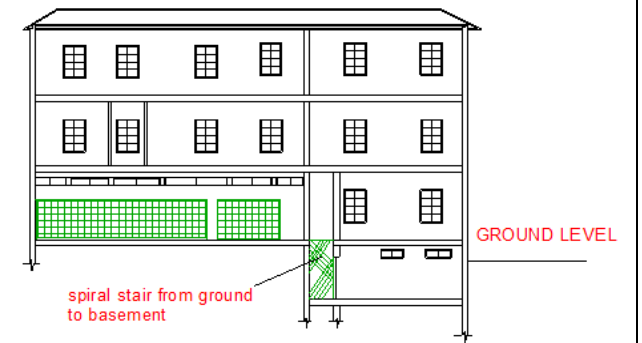
**SECTIONAL VIEWS**

0 1 2 3 Meters



SECTIONAL VIEW OF COLONIAL POST OFFICE NICOSIA SHOWING BASEMENT GROUND, FIRST AND SECOND FLOORS

**SECTION Z-Z**



**SECTION W-W**

Table 4.5: Analysis of drawings and photos from Post Office building Nicosia, North Cyprus.






## **4.5 Chapter Conclusion**

The Colonial architecture in both countries of study Nigeria and North Cyprus has been present from previous centuries, however these buildings constructed by the Colonials in these countries during this period are still in good conditions structurally. Some are left as a result of neglect and abandonment making them deteriorate. Most of these buildings when compared to new structures could still compete in terms of their durability. It is worth mentioning that the construction technique and building materials used by the British are better compared to some modern day construction practices where most building constructed do not last long before deformations are noticed to the building structure.

Table 4.6 below shows the comparison between the british Colonial Post Office buildings in Mapo Ibadan, Nigeria and Nicosia, North Cyprus focusing on the architectural features.

Table 4.6: Showing the Comparison between the Colonial Post Office Buildings in Both Countries

Item	Nigeria	North Cyprus	Brief Notes
Colonial Columns			<p>The Colonial columns are seen to be used by the British in the Post Office buildings from both countries.</p>
Wooden Openings			<p>Wooden window openings are seen to feature in both Post Office buildings.</p>
Wooden ceilings			<p>Wooden ceiling is seen to feature in both the Post Office buildings.</p>
Pediment			<p>Both buildings are seen to possess Pediment above the Colonial columns.</p>

<p>Scale of buildings</p>			<p>The scale of both buildings is seen to vary as the Post Office Building in Nicosia, North Cyprus is larger in Scale compared to that in Nigeria with 3 different floors and a basement.</p>
<p>Exterior wall materials</p>			<p>Both Post Office buildings are seen to possess historic external wall finishing from history.</p>
<p>Post Office mail Boxes</p>			<p>Both Buildings are seen to have provisions for the Post Office mail boxes, in cooperated into the original design of these buildings.</p>

## **Chapter 5**

### **CASE STUDY FINDINGS AND DISCUSSIONS**

Historic heritage buildings from the Colonial times provide character and also affect the livelihood of the people living in such areas where they are located. British Colonial heritage buildings in both Nigeria and North Cyprus come from the Colonial Periods in both countries, both countries however have witnessed changes economically, socially and politically since the end of the British Colonial rule in these countries.

Acknowledging and appreciating the past in which these Colonial heritage buildings are a part of ensures for a better and peaceful future for generations in both countries. These Colonial buildings have many relevant values, they provoke certain feelings when people go into them or look at them from outside. Nigeria and North Cyprus are blessed with a lot of heritage buildings from Colonial times, these buildings help serve as symbols of the Colonial heritage, marking an important part of Nigeria and North Cyprus historical heritages to be sustained. In this chapter, new potential uses in which the buildings could be put into would also be suggested and also fixtures within these building that need to be conserved with the new functions of the buildings would be highlighted.

## **5.1 New Potential Uses for Selected Historic British Colonial Buildings**

As discussed in the preceding literatures, there are several potential uses in which these historic heritage buildings could be used for, a number of wide spread uses are applicable to the buildings. Vast values are attached to these buildings therefore the new uses could be defined by how different they are from the function in which the building was used for previously. Another aspect is the level of change to these buildings by the application of the new use. New uses are proposed in this study for the Colonial Post Office buildings in both countries because the use of postal services as a means of sending messages is no longer a common practice. This is as a result of technological advancements which have led to the introduction of easier and faster means of sending messages. Electronic mails, instant messaging platforms, mobile phones are more widely used of recent. The new function suggested to these buildings would be similar to the old historic use in which the buildings were used. According to the analysis carried out on the buildings, they are seen to possess considerable potentials for conservation and reuse with new functions. They represent the Colonial historic Period of Nigeria and North Cyprus. The re-functioning of these historic buildings however involves lots of expenses, the potential new use suggested should be sustainable financially. Looking at the values these buildings possess as discussed above, they have to be converted into uses relating to public use so as to make them accessible easily by the members of the community.

According to the Venice Charter (1964) (see Chapter 2) a use which allows for the tendency to showcase traits of the past periods, promote continuity of the buildings

existing values and that of the new proposed function. In situations where new additions are necessary, the new addition should be recognisable from existing original materials from historic times, as stated by the Venice and Burra Charters on conservation of historic buildings.

“Designers needs to reveal to what extent the building has given sense to the public in time: and define emotions of people that make the building important as a historical place. Therefore it will be possible to determine what important features should be protected and showed in the design that will be formed to reuse, because people’s feelings, emotions, and thoughts are important in interpretive and philosophic process in order to re-design historical buildings” (Ulusoy et al., 2013, p. 3).

Also as seen from Figure 2.1 in Chapter 2, the Adaptive Reuse chart, according to the Petersburg city code (2007), new uses could be attached to historic heritage buildings based on the character of the neighbourhood that the building is located. This would be implemented in the course of allocating new potential functions to these buildings.

### **5.1.1 New potential use for Colonial Post Office Building Mapo Ibadan Nigeria**

According to the analysis of the building and the location of the site in which the Post Office building at Mapo is located, the size and access points to the building, it possesses considerable flexible potentials when conserved and re-functioned for new use. Being a representation of the Colonial architectural style of Nigeria, it serves as an heritage in Nigeria’s history with Colonial construction methods. The proximity of the building to other historic Colonial buildings like the Colonial Mapo Hall, Colonial Law Court and the Olu Ibadans Palace who is the traditional leaders of the

Yoruba tribe is an important opportunity of this building which can be impressive with the buildings new function. However the original function being a Post Office building should be represented even after reuse. The building shows a combination of distinct architectural aesthetics and construction technology with a deep British Colonial culture from historic times. With all the values considered above, Mapo Colonial Post Office has to be converted into a use which will make it easily accessible for people who are interested.

Since the original function which the building is used for is a Post Office which is related to official functions, the ideal proposed function of the Post Office could be an Office complex or an historic souvenir shop where artefacts from Nigeria's history could be sold. This is as a result of the location of the Post Office within the ancient City of Ibadan Oyo state, Nigeria with Ibadan having lots of attachment to the historical development of Nigeria. Other ideal functions of the Post Office building could also include an art Museum which could be used to display historic artefacts, Colonial Period artefacts inclusive.

#### **5.1.2 New potential use for Colonial Post Office building Nicosia North Cyprus**

According to the analysis of the building and the location of the site in which the Colonial Post Office building is located, the size and access points to the building, the building possesses considerable flexible potentials when conserved and re-functioned for new use. Being a representation of the Colonial architectural style of North Cyprus, it serves as a heritage with the history of Colonial construction methods. The closeness of the building to other historic Colonial Buildings as the Colonial Law Court and Office building which is directly opposite it and other surrounding relevant historic buildings is an important opportunity of this building which can be impressive within the re-functioning of the building. However the

original function being a Post Office building should be represented even after reuse. The building shows a combination of distinct architectural aesthetics and construction technology with a deep British Colonial culture from historic times. With all the values considered above, Nicosia Colonial Post Office should be converted into a use which will allow people interested have easy access to the building.

Since the initial use of the building being a Post Office relates to the official functions, reusing the historic Post Office for a prestigious building such as a government Bank would be suitable. This will help meet the financial needs of foreign tourists who frequently visit the Walled City because of its numerous tourist's attraction sites. The basement floor could serve as a strong room for the proposed government Bank where all the saves containing the banks cash would be safely kept. The ground floor could serve as the banking hall, the Post Office counter could be reused to serve as a banking hall counter for the customers to carry out their transactions as seen in conventional bank designs. The first and second floor spaces could function as Offices with other supporting spaces to help meet the requirement of the government Bank use. An Office complex for an international organisation would also be a feasible reuse plan for this building. Adapting the building into a Museum would be a more flexible use, the buildings location in the ancient City of Nicosia makes it possible for this new functions to be achievable.

All the proposed re-functioning alternatives are however not going to affect the internal and external structure of the historic buildings. This is because if the proposed new function alters the historic structure of the building the conservation



becomes unsuccessful. The level of alteration should be as minimal as possible if the need arise for such to be done.





## **5.2 Fixtures to be preserved and displayed after re-functioning of building**



According to the Burra Charter (1999), section 10 (see Chapter 2) which deals with fixtures, contents and objects of the monuments which relate to the cultural significance of these historic buildings and article 6 of the Venice Charter (see Chapter 2) which requires the historic setting of monuments to be preserved during conservation, in order to retain the character of these buildings, the following fixtures within the Post Office buildings need to be preserved. They include: Post Office counter, historic columns, wooden ceilings, wooden floor, wooden openings, historic mail boxes and exterior wall materials.

### **5.2.1 Fixtures to be preserved in Colonial Post Office building Mapo Ibadan Nigeria**

In other to retain the historic character of the Colonial Post Office Building at Mapo Ibadan, Nigeria, the character defining elements within this building should be protected. The fixtures within the building which need to be preserved include the following:

Table 5.1: Fixtures to be preserved in Colonial Post Office Mapo Ibadan, Nigeria.




Fixture	Photograph	Brief notes
Post Office counter		<p>The Counter in the main postal hall of the Post Office should be retained in the re-functioning process so as to show the traits of the building being a Post Office building.</p>
Historic columns		<p>The Tuscan type Colonial columns found in the building should as much as possible be preserved, this is because these columns serve as a symbol of the British myth during the Colonial Periods.</p>
Historic Wooden Ceiling		<p>The Colonial wooden ceilings should not be replaced, they should be retained even with the buildings new function so as to show traits of the past.</p>
Historic Post Office mail boxes		<p>The historic Post Office mail boxes should be preserved and kept even with the new function of the building, these give the building a feeling of its original use even with the new function.</p>





<p>Historic wooden openings</p>		<p>The historic Colonial style wooden windows present in the Post Office building should not be replaced, they should be maintained even with the buildings new use. We need arises for maintenance of the windows, it should be done with outmost care.</p>
<p>Walls</p>		<p>The wall patterns on the exterior of the Post Office building should not be altered. They should be maintained so as to give the building the historic sense. Also, the inscription written on the buildings face should be preserved even within the buildings new use.</p>



### 5.2.2 Fixtures to be preserved in Colonial Post Office building Nicosia North Cyprus

In other to retain the historic character of the Colonial Post Office Building at the Walled City of Nicosia, North Cyprus, the character defining elements within this building should be protected. The fixtures within the building which need to be preserved include the following:

Table 5.2: Fixtures to be preserved in Colonial Post Office Nicosia, North Cyprus.

Fixture	Photograph	Brief Notes
<p>Historic Wooden Doors</p>		<p>The historic wooden doors found at the buildings entrance and within the interior spaces of the Post Office Building should be maintained even with the buildings new function.</p>
<p>Historic Columns</p>		<p>The Corinthian type Colonial columns with classical cornices found in the Post Office building should as much as possible be preserved, this is because these columns serve as a symbol of the British myth during the Colonial Periods in different countries of the world, North Cyprus inclusive. Also the decorations on the wall surface seen from the buildings approach should be preserved.</p>
<p>Historic Wooden Floor</p>		<p>The wooden floor used in the Post Office building should be maintained, routine maintenance should be carried out on the floor so as to keep it in perfect conditions. New floor material tiles, was introduced to the floor on the ground floor, though it is an entirely different material it should be preserved since its already in place.</p>
<p>Historic Wooden Openings</p>		<p>The historic Colonial style wooden windows present in the Post Office building should not be replaced, they should be maintained even with the buildings new use. Were need arises for maintenance of the windows, it should be done with outmost care so as not to damage the historic fabric of the heritage building.</p>

<p>Historic Post Office Mail Boxes</p>		<p>The historic Post Office mail boxes should be preserved and kept even with the new function of the building, these helps gives the building a feeling of its original use of being a Post Office even with the new function.</p>
<p>Walls</p>		<p>The historic stone brick walls used in the construction of the building as seen from the buildings exterior should not be altered or plastered with the new proposed re-functioning, if altered, the context of the building will vary from the other surrounding heritage buildings within the same context. The decorations as seen on the buildings Facade with the inscription on the wall signifying the building being a Post Office should be preserved even with new function of the building.</p>
<p>Historic Balusters</p>		<p>The balusters in front of the Post Office, on the facade should be preserved and retained within the new use of the building.</p>
<p>Iron Spiral Stair leading to Basement Floor</p>		<p>The Spiral Stair which leads to the basement floor from the ground floor should also not be altered and the new re-functioning should accommodate.</p>

<p>Iron Stair Case</p>		<p>The historic iron stair case present in the building leading to the different floor levels should be preserved and retained within the buildings new use.</p>
<p>Post Office Counter on Ground Floor</p>		<p>The Counter in the main postal hall of the Post Office should be retained in the re-functioning process so as to show the traits of the building being a Post Office.</p>

### 5.3 Findings on analysis of case buildings

The Colonial heritage buildings from both countries Nigeria and North Cyprus even though found in different continents of the World exhibits a lot of similarities in the architectural composition of the structures, the nature and way of construction, materials used and quality of work done. As seen from the analysis of the Colonial heritage buildings from both countries in Chapter 4, the buildings are seen to be durable, last for long periods of time and were also new architectural innovations to these areas during the Colonial Periods in which they were constructed.

The appearance of these buildings vary, the Colonial Post Office in Nigeria has just a single floor whereas that in North Cyprus has two floors with a basement floor. The nature of architecture practiced in these areas before arrival of the British is believed to have affected the Colonial style architecture because even before the coming of



the British, one storey high buildings were found in the architecture of North Cyprus whereas in the case of Nigeria, storey buildings were not popular. However there are lots of similarities witnessed in these buildings from both countries ranging from the type of columns used, the wooden openings provided for buildings and the wooden ceilings in the interior of these buildings. As seen from the analysis in chapter 4, the stone like patterns on the exterior wall of the Post Office building Mapo Nigeria though not made using yellow stones as in the Post Office Building in Nicosia North Cyprus, they both had exterior walls made of stone.

On the facade of both Post Office buildings, it is seen that the name “Post Office” has been inscribed and clearly written on the wall of these buildings. Also, both buildings are seen to incorporate the Post Office mail boxes within their original designs showing that these buildings are Post Office buildings right from inception specially designed for this function. Both buildings possess historic Colonial columns with decorated cornices on their facade with ceilings and openings made out of timber which are characteristics of Colonial structures round the World. Considering the interior spaces of these buildings, the ceilings to both buildings are seen to be made out of wood, just as it is similar to British Colonial structures round the world. The ceiling made of wood is still durable and in good condition. Where need arises, they are replaced with the same wood ceilings so as to maintain the buildings original character. The floor made of wood is also still in a good condition, where need arises for the floor to be replaced in terms of failure of some parts of the floor, the same material is used to maintain the buildings character.

The exterior wall in both buildings is still in good condition. The stone walls used in the buildings are more durable than the brick walls used in buildings of recent. The

historic wooden openings in these buildings though not meeting present day aesthetic needs still perfectly perform their functions. Though the roof to the Post Office Mapo has been replaced with Aluminum roofing sheets, which is the major renovation work carried out on the building, it still possesses its historic character. The red terra cotta tiles used from inception still cover the Post Office building Nicosia, North Cyprus. This helps to boast the character of the building.



## **Chapter 6**

### **CONCLUSION**

Colonial buildings are one of the most important heritage buildings due to their relevance to the history of these countries. These buildings have an effect on the citizens of such societies where they are found because they hold characters of the past lifestyles. This makes them valuable and leads to the reason why they should be conserved and adapted for new uses for the future generations. This research aimed at showing the re-functioning potentials of the selected Colonial Post Office buildings in Nigeria and North Cyprus, showing the appropriate functions in which these buildings could be reused for. New uses are proposed in this study for the Colonial Post Office buildings in both countries because the use of postal services as a means of sending messages is no longer a common practice. This is as a result of technological advancements which have led to the introduction of easier and faster means of sending messages. Electronic mails, instant messaging platforms, mobile phones are more widely used of recent. This makes it necessary to adapt these buildings to new functions. Re-functioning of these heritage buildings should however be done with the opinions of expert teams in the field of Adaptive Reuse and also accurate investigations as conducted in this thesis must be done. This is because of the issue of importance of the new functions to these heritage buildings. If carefully and properly done, the original character, context and the lifestyle of the past possessed by the heritage buildings would still be expressed even with the new function of the building.

However with the new functions of the Colonial heritage buildings, the following has to be respected:

- The remains of the past in the historic Colonial heritage buildings should be displayed with the building's new function.
- In accordance with international ethics of conservation, in case of new additions to the Colonial heritage buildings, they should be readable and different from the historic materials. The new additions to the building should be easily recognisable.
- The heritage building's original style should be maintained and adapted with the new function of the building.

In order to achieve a successful adaptation of these historic Colonial Post Office buildings from both countries into new uses, the following recommended approaches should be employed as relating to the interior of these buildings, they include:

- The floor plans and interior spaces to these buildings should be retained and preserved, this is because they help to determine the overall historic character of these buildings.
- The subdivision of the interior spaces should be avoided.
- New cuts into the ceiling and floors to these buildings should be avoided, so as not to change the character defining spaces and configuration of these spaces.
- Dropped ceilings should not be installed below the original wooden ceilings found in these buildings.

- Important features which are significant in defining the historic character of these buildings as columns, doors, cornices, light fixtures, flooring, paints, finishes should be retained and preserved.
- The stair within these buildings should be retained in their historic configuration.
- The paints and plasters to these buildings should not be removed and also previously unpainted surfaces if any should be left unpainted.
- Destructive methods i.e harsh cleaning agents that can alter the appearance of features within these buildings should be avoided.

Alterations within the Post Office buildings should be avoided as much as possible, but if need arises fixtures within the building which when altered would not affect the historic character of these buildings could be replaced. Fittings like the furniture's within the interior spaces of these buildings, wooden doors within the interior of the buildings could be replaced only when it is necessary and cannot be avoided.

These buildings should however be listed as a group of historic heritage buildings especially in Nigeria, stating the relevance of these buildings to the socio economic growth of the societies in which they are found, and also creating relevant organisations which would be tasked with conserving them. The Case Studies used for this thesis are important to the history of postal service in both countries coupled with the exclusive values which they possess. Both Post Office buildings as historic heritages of Nigeria and North Cyprus had witnessed different periods of time in history and being symbolic existence of Nigeria and North Cyprus heritage carrying a deep sense of the British Colonial culture. The Colonial Post Office buildings had

flexible potentials for re-use in conservation. Their locations in the historic settings being surrounded by historic heritage buildings increased the opportunities of these buildings. The funding to engage in the conservation of these heritage buildings for adaptive reuse should be examined by the government of both countries. Funds should be made available in order to achieve this objective. The funds could also be sourced from joint community efforts where members of the communities in which these British Colonial heritage buildings are situated come up with the funds to conserve the buildings, due to the relevance they attach to them and the benefits they can derive from conserving the buildings. Relevant agencies should be established and charged solely with the aim of conserving these buildings. By doing so, experts in the field of conservation in which Adaptive Reuse is inclusive would be employed and enhancing the preservation of these Colonial heritage buildings.

The new functions to the Colonial Post Office buildings selected from both countries are determined by the values possessed by these buildings coupled with their locations and the present existing conditions of these buildings. Architectural analysis of the selected Case Studies was done in the course of writing this dissertation. If these buildings are left with no interventions through the means of re-functioning them especially for the ones in Nigeria, the cost of long run maintenance of these buildings when left to deteriorate would be much hence not being a wise course of action economically. These new potential uses proposed for the Colonial heritage buildings are considered to be the best and viable new functions for the buildings economically and socially. This should be done however with the full participation of the community because they would be the long run users of these buildings.

Though these buildings are from different regions in the World, certain similarities were noticed in the composition of the buildings. The Post Office buildings possessed certain similar fixtures like the wooden ceiling from the interior of the buildings, the wooden openings, the type of column and also the Post Office mail boxes which were incorporated into the buildings from the original design. This shows that the buildings are Post Office buildings from historic time.

### **6.1 Recommendations for Future Research**

In respect to the British Colonial Periods in both countries which was used for this study, a wide range of other type and forms of buildings from the Colonial Period still exist. In researches to be done in the future, it would be better if other building types from the British Colonial Period in both countries are studied, unlike only the Colonial Post Office building used for this study. Also, since these building types are numerous in both countries of study, the future researches should cover a wider range of British Colonial buildings from both countries. Finally, further researches that would be done in the future on British Colonial heritage buildings should follow the laid down principles provided according to the international charters on historic heritage buildings conservation discussed in this thesis, this is in order to achieve an economically viable and functional research work owing to the importance of these type of buildings.

## REFERENCES

- Adeokun, C. (2013). *The Orowa House: A Typology of Traditional Yoruba architecture in Ile-ife Nigeria*. Department of Architecture, College of Science and Technology, Covenant University, Ota, Nigeria.
- Ahmed, Y. (2006). *The Scope And Definitions of Heritage: from Tangible to Intangible*. *International Journal of Heritage Studies*. vol 12, N0 3.
- Allman, J., & Larson, K. (2005). *Too Good To Throw Away. The Adaptive Reuse of Underused Buildings*. North county Cooperative Foundation.
- Altinbas, U., Erdem, U., & Veryeri, O, (2002). *Pollution of Cyprus mine company (CMC) wastes on soil, water and Mediterranean in Cyprus in Camarda D (ed), Grassini L(ed). Coastal zone management of the Mediterranean region*.
- Anslem, O., & Ati, O. (2010). *The Influence of Rainfall on Hausa Traditional Architecture*. Department Of Architecture, Faculty of Environmental Design, Ahmadu Bello University Zaria Nigeria.
- Antoniadou, S. (2007). *Cyprus Tourism Organisation. Cyprus 10,000 Years of History and Civilization, Cyprus*. ISBN: 9963-44-057-6.
- Aosmhor, A. (2009). *Managing Change in the historic Environment*. Interiors. Historic Scotland.

Aosmhor, A. (2010). Managing Change in the historic Environment. Interiors.  
Historic Scotland.

Australian Government Department of Environment and Heritage, (2004). Adaptive  
Reuse: preserving our Past Building our Future.  
[www.Environment.gov.au/heritage/publications/protecting/pubs/adaptive  
reuse.](http://www.Environment.gov.au/heritage/publications/protecting/pubs/adaptive_reuse)

Bond, C. (2011). Adaptive Reuse: Explaining Collaborations within a complex  
process.

Bradshaw, D. (1995). Underlying Principles of Restoration. Department of  
Environmental and Evolutionary Biology. University of Liverpool. Liverpool  
L69 3BX – UK.

Bullen, P., & Love, P. (2006). Adaptive Reuse of Historic Heritage buildings.  
Department of Construction management school of Built Environment Curtin  
University, Perth Australia.

Cascal, S. (2007). The Adaptive Reuses of Buildings: Remembrance or Oblivion?  
Argentina/ Argentina.

Chikewendu, G. (1987). The Traditional Architecture of The Igbo's of Nigeria.  
Thames Polytechnic School of Architecture and Landscape Dartford. Phd  
Thesis University of Greenwich.

- Choay, F. (2001). *Humanism and the Ancient Monuments and the Age of the Antiquarians: real Monuments and presented Monuments*. Cambridge University press.
- Chung, J. (2012). *Adaptive reuse of Historic Buildings through PPP: A case study of old Tai- O Police station in HK*.
- City of Petersburg City Code, (2007). *Adaptive Reuse of Historic Buildings Overlay*. Chapter 16, land Department Regulation section 16.30 020.
- Conejos, S., Langston, C. & Smith, J. (2011). *Improving the Implementation of Adaptive Reuse strategies for Historic Buildings*. Institute of Sustainable Development And Architecture, Bond University, Gold Coast Australia.
- Cyprus Today, (2013). Volume L1, No 4.
- Dilke, C., & Bart, D. (1899). *The British Empire*. London Chatto and Windus.
- Dincyurek, O., & Turker, O. (2006). *Learning from traditional built environment of Cyprus: Re-interpretation of the contextual values*. Faculty of Architecture, Eastern Mediterranean University Famagusta North Cyprus (via Mersin 10 Turkey).
- Dumke, C., & Gnedovsky, M. (2013). *The Social and Economic value of cultural Heritage: literature Review EENC paper*.



Dmochowski, Z. (1990). An Introduction to Nigerian Traditional Architecture.  
Volume Three (South-Eastern Nigeria the Igbo Speaking Areas) ISBN: 0905  
788 28 1.

Dmochowski, Z. (1990). An Introduction to Nigerian Traditional Architecture.  
Volume Two (South-Western and Central Nigeria) ISBN: 0905 788 27 3.

Dmochowski, Z. (1990). An Introduction to Nigerian Traditional Architecture.  
Volume one (Northern Nigeria The Hausa speaking Areas).

Falola, T., & Heaton, M. (2003). A History of Nigeria. Cambridge University Press.  
978-0-521-86294-3.

Feilden, B. (1982). Introduction to Architectural conservation in conservation of  
Historic Buildings. London Butterworth.

Feilden, B. (1994). Conservation of historical Building. London: Reed Educational  
and Professional Publishing Ltd.

Feilden, B. (2003). Conservation of historic Buildings.

Fournier, D., & Zimnicki, K. (2004). Integrating Sustainable Design Principles into  
the Adaptive Reuse of Historic Properties.

- Francis, O. (2014). Conservation and preservation of monuments and special architectural or historic interest in Nigeria: Towards promotion of sustainable cultural Tourism. Department of Architecture university of Nigeria, Enugu.
- Gaelthacht, (2011). Department of Arts, heritage and the architectural heritage protection. guidelines for Planning Authorities, Ireland.
- Gary, H., & Weeks, D. (1983). The secretary of interiors standards for rehabilitation and guidelines for rehabilitating historic buildings.
- Georghiou, C. (2013). British Colonial Architecture in Cyprus 1878-1960.  
ISBN: 9789963691845.
- Given, M. (2005). Architectural styles & ethnic identities in medieval to modern Cyprus. Department of archaeology university of Glasgow. Glasgow 12 8 QQ.
- Golmankani, G. (2011). Re-Functioning potentials of Industrial Heritage in North Cyprus. Case Study: Zekyo oil Mill. Eastern Mediterranean University Gazimagusa North Cyprus.
- Gomez, F., & Basu, C. (2011). Cities of Dreams: Examining the Ideology of Colonial Architecture in India.
- Gunce, K. Erturk, Z., & Erturk, S. (2007). Questioning the “Prototype Dwellings” in the framework of Cyprus traditional architecture. Faculty of Architecture

Eastern Mediterranean University Famagusta North Cyprus (via Mersin 10 Turkey).

Hardy, D. (1988). "Historical Geography and heritage Studies, Area Vol.20, No 4, PP.333-338.

Hardy, S. (2013). Threats to cultural heritage in the Cyprus conflict. Research Associate center for applied Archaeology, UCL.

Heritage Council Victoria. Adaptive Reuse of Industrial Heritage: Opportunities and Challenges.

Hewison, R. (1987). The heritage Industry: Britain in a climate of decline, London: Methuen.

Hoskara, S., & Doratli, N. (2015). A critical Evaluation of the issues of "Conservation of the cultural heritage in North Cyprus".

Hurol, Y, Yuceer, H., & Basarir, H. (2015). Ethical Guidelines for Structural Interventions to Small-Scale Historic Stone Masonry Buildings.

Ijatuyi, O., & Taiwo, A. (2012). Bridging the Cultural Gap between Traditional and Modern Building Designs. Department Of Architecture, Federal University of Technology Akure Nigeria.

Jandi, W. (1988). Rehabilitating interiors in historic buildings. identifying and preserving character defining elements.

Jokilehto, J. (2008). Heritage Theory: On definitions of Cultural Heritage.

Karr, W. (2004). Adaptive Reuse, Preserve our Past, Building our Future. Australian Institute of Architects.

Langston, C. (2004). On archetypes and building Adaptive Reuse. School of sustainable Development Bond University Gold coast.

Leug, R. (2011). House of God ...or Not? Approaches to the Adaptive Reuse of churches in Germany and the United States. School of architecture planning and preservation. University of Maryland, college park.

Library of Congress, (2008). Country profile: Nigeria.

Liesje, D. (2004). Architecture and General Functioning of Cult Units at Late Bronze Age. Enkomi on Cyprus. Department of Archeology kanstwetenschap en Musicologie. Eastern Mediterranean Archeology.

Louvres L., & Panagopoulous, T. (2007). Sustainable Reclamation of Industrial areas in Urban Spaces, Sustainable Development and Planning III. Southampton UK: WIT Press.

- Lucas, C. (1915). *The British Empire. Six lectures* Macmillan and co limited. St martin's street London.
- Mirza-Avakyan, G. (2013). *Adaptive Reuse of Historic Churches In New York City, The Opportunities and Challenges for Community Development*. Colombia University in the City of New York. Master's Thesis.
- Morgan, T. (2010). *Sweet and Bitter Island: A history of the British in Cyprus*.
- Moughtin, C. (1964). *The Traditional Settlements of The Hausa People*. The Town Planning Review, vol 35, no1. Liverpool University Press.
- Mustapha, S.,& Yildez, M. (2009). *E-government in the Turkish Republic of Northern Cyprus*. Baskent University, Ankara Turkey.
- Mutal S, (2006). *Adaptive Reuse for the future development of historic centres*. (some thoughts and consideration) Handout No. 7.
- National Bureau of Statistics, (2010). *GDP Report for Q1*.
- Ogunsote, B. (2007). *Classification of Nigerian Architecture*. Department of Architecture, Federal University of Technology, Akure.
- Okoye, U. (2010). *The Influence of National culture on workers safety climate in Nigerian Construction industry*.

- Oluwabukola, A., & Oluwafisayo, D. (2014). Valuing what Exists: Cultural heritage planning and preservation in Ile Ife Nigeria. Department of Urban and Regional planning, faculty of the social sciences, university of Ibadan oyo state Nigeria.
- Orbasli, A. (2009). Re-using Existing Buildings towards Sustainable Regeneration. School of Architecture: place and Culture Identity Group Working Paper.
- Osasona, C. (2005). From Traditional Residential Architecture to The vernacular: The Nigerian Experience. Department of Architecture, Obafemi Awolowo University, Ile-Ife Nigeria.
- Ozay, N. (2004). A Comparative Study of climatically Responsive house design at various periods of Northern Cyprus architecture. Faculty of Architecture, Eastern Mediterranean University Famagusta North Cyprus (via Mersin 10 Turkey).
- Ozay, N. (2005). Modernity and Architecture of a Developing Country; North Cyprus. Ph.d thesis, Faculty of Architecture, Eastern Mediterranean University Famagusta North Cyprus (via Mersin 10 Turkey).
- Preservation Alliance for greater Philadelphia, (2007). Protecting Historic Interiors. A survey of preservation practices & their implications for Philadelphia.
- Rammath, M. (2012). Colonialism. Anarchist studies/ Anarchist studies.org. P&L/ PandlPrinting.com.

Reigl, A. (1982). "The invention of the Monuments: its character and its origin."

Translated by K. Foster and D. Ghirardo. *Opposition* vol. 25.

Robert, C., & Smith JR. (1937). *House Form and Culture*.

Sema S., & Ulgenturk S. (2009). *Scale insects Species (Hemiptera: Coccoidea) in the Turkish Republic of Northern Cyprus*. Ankara University, faculty of Agriculture, department of plant protection Turkey.

Shipley, R., Utz, S., & Parsons, M. (2006). *Does Adaptive Reuse pay? A Study of Business Of Building Renovation in Ontario Canada*.

Shokpeke, A., & Nwaokocha, O. (2009). *British Colonial economic policy in Nigeria, the example of Benin Province 1914-1954*. Department of History, University of Benin, Benin City.

The Athens Charter, (1931). *For the Restoration of Historic Monuments*. ICOMOS.

The Burra Charter, (1999). *The Australia ICOMOS Charter for places of cultural significance*. International council on monuments and sites.

The Venice Charter, (1964). *International Charter for the Conservation and Restoration of Monuments and sites*.

Tofa, R. (2011). *Traditional Nigerian Architecture and Design*. INTBAU and TAG Event UK.

- Tung, A. (2011). *The Heritage war-Warsaw. Preserving the world's great cities*. New York Three Rivers Press.
- Turker, O. (2013). *Lecture Notes Inar 569: sustainability in Interiors*. Faculty of Architecture, Eastern Mediterranean University Famagusta North Cyprus (via Mersin 10 Turkey).
- Ulusoy, E., Erdogan, H., Erdogan, A., & Oral, M. (2013). *Re-using of the Historical building in the context of sustainability: An Architectural design studio study on old girls teacher training school*. Selcuk university Architecture faculty 42130 selcuklu konya, Turkey.
- United Nations Scientific and cultural Organisation, (1972). *Convention concerning the protection of the world cultural and natural heritage*. Adopted by the general conference at its seventeenth session Paris.  
<http://whc.unesco.org/archive/convention-en.pdf>.
- Varol, G. (2013). *Identification of Bungalow Houses in North Cyprus*.
- Weeks, K., & Grimmer, A. (1995). *The Secretary of Interiors Standards for the Treatment of Historic Properties, with Guidelines for Preserving, Rehabilitating, Restoring and Reconstructing Historic Buildings*.
- Widell, C. (1996). *Cultural Hurdles for Adaptive Reuse of Historic Buildings in Japan*.



Yildirim, M. (2012). Assessment of The Decision Making Process for The Reuse of Historical Asset: The example of Diyarbakir Hasan Pasha Khan Turkey. Dicle University, Architecture Faculty, Architecture Department. Diyarbakir, Turkey.

Zig, Z. (2003). Colonialism & Decolonialism. A Manual for indigenous Liberation in the 21<sup>st</sup> century.

## BIBLIOGRAPHY

(URL 1) [www.greenplus.com](http://www.greenplus.com)

(URL 2) <http://stateheritage.wa.gov.au/conservation-and-development/guide-to-conservation-maintenance/burra-charter>

(URL 3) [www.co.uk-onlineshopping.url](http://www.co.uk-onlineshopping.url)

(URL 4) [www.google.com.tr/](http://www.google.com.tr/)

(URL 5) <http://www.nairaland.com/770881/art-architecture-yorubaland/1>

(URL 6) <http://www.nairaland.com/770881/art-architecture-yorubaland/1>

(URL 7) [http://search.tb.ask.com/search/AJimage.jhtml?&searchfor=TRADITIONAL+INTERIORS+OF+HAUSA+HOUSES+IN+NIGERIA&p2=^XP^xdm018^YYA^tr&n=780ce710&ss=sub&st=tab&ptb=A2E3B55C-7C4D-43EB-A68F-07560E5D6281&si=CK\\_O9onu\\_MECFVPJtAodNIYABQ&tpr=sbt&ts=1423684276388&imgsize=all&safeSearch=on&imgDetail=true](http://search.tb.ask.com/search/AJimage.jhtml?&searchfor=TRADITIONAL+INTERIORS+OF+HAUSA+HOUSES+IN+NIGERIA&p2=^XP^xdm018^YYA^tr&n=780ce710&ss=sub&st=tab&ptb=A2E3B55C-7C4D-43EB-A68F-07560E5D6281&si=CK_O9onu_MECFVPJtAodNIYABQ&tpr=sbt&ts=1423684276388&imgsize=all&safeSearch=on&imgDetail=true)

(URL 8) <https://uk.images.search.yahoo.com>

(URL 9) <https://uk.images.search.yahoo.com>

(URL 10) <https://uk.images.search.yahoo.com>

(URL 11)<https://uk.images.search.yahoo.com>

(URL12)[https://www.google.com.tr/search?q=:+Jakeal+House+at+Lagos+Nigeria&biw=1366&bih=643&source=lnms&tbm=isch&sa=X&ei=GePcVIfQLMi4UbP4gcAH&ved=0CAYQ\\_AUoAQ#imgdii=\\_&imgrc=EVvQuJSkx7qT\\_M%253A%3Bldvj8gk5zrXxM%3Bhttp%253A%252F%252Fwww.markshenley.co.uk%252Fv%252Ftp%252F289%252F353%252F7847833002\\_4\\_jaekel-house-museum-ebute-metta.jpg%3Bhttp%253A%252F%252Fwww.markshenley.co.uk%252Fv%252Fstoc%252F78603602%252F7847833002%252Fjaekel-house-museum-ebute-metta%3B420%3B282](https://www.google.com.tr/search?q=:+Jakeal+House+at+Lagos+Nigeria&biw=1366&bih=643&source=lnms&tbm=isch&sa=X&ei=GePcVIfQLMi4UbP4gcAH&ved=0CAYQ_AUoAQ#imgdii=_&imgrc=EVvQuJSkx7qT_M%253A%3Bldvj8gk5zrXxM%3Bhttp%253A%252F%252Fwww.markshenley.co.uk%252Fv%252Ftp%252F289%252F353%252F7847833002_4_jaekel-house-museum-ebute-metta.jpg%3Bhttp%253A%252F%252Fwww.markshenley.co.uk%252Fv%252Fstoc%252F78603602%252F7847833002%252Fjaekel-house-museum-ebute-metta%3B420%3B282)

(URL 13)<https://uk.images.search.yahoo.com>

(URL 14)<https://uk.images.search.yahoo.com>

(URL 15)<https://uk.images.search.yahoo.com>

(URL 16)<http://www.bing.com/images>

(URL 17)[www.eculture.com](http://www.eculture.com)

(URL 18)<http://www.bing.com/images>

(URL 19)<http://www.bing.com/images>

(URL 20)<http://www.bing.com/images>

(URL 21)([www.nipost.gov.ng](http://www.nipost.gov.ng)).

(URL22)<https://www.facebook.com/photo.php?fbid=902133966463615&set=gm.10152427465181862&type=1&theater>

(URL23)<https://www.facebook.com/photo.php?fbid=10153155729546870&set=pcb.10153155730486870&type=1&theater>

(URL 24)[www.whatson-northcyprus.com](http://www.whatson-northcyprus.com)